



Go for Gold!

You will be given your spelling target depending on your confidence and skill in Spelling - you are always welcome to try to exceed your target though! ☺

Everyone will learn the **Bronze** words each week. Some of you will be expected to learn the **Silver** and the **Gold** words too.

Have a go at learning the words every night for a few minutes. **Every Friday** you will check your progress with a partner / in a test.

<i>Test – Fri 6th Nov</i>	<i>Test – Fri 13th Nov</i>	<i>Test – Fri 20th Nov</i>	<i>Test – Fri 27th Nov</i>	<i>Test – Fri 4th Dec</i>	<i>Test – Fri 11th Dec</i>
Words ending in -able	Words ending in -ably	Word families based on common words, showing how words are related in form and meaning	Word families based on common words, showing how words are related in form and meaning	Creating diminutives using prefixes micro- and mini-	Review week of Year 5/6 words Personalised spellings!
BRONZE must learn	BRONZE must learn	BRONZE must learn	BRONZE must learn	BRONZE must learn	Children will be given a photocopy of their spellings from the beginning of the term and they should aim to learn as many of the ones they got wrong read for the test.
applicable	<i>adorably</i>	<i>temperature</i>	digest	miniskirt	
tolerable	<i>tolerably</i>	temper	suggest	minibus	
valuable	<i>valuably</i>	temperament	congestion	minicab	
breakable	<i>acceptably</i>	tempered	gesture	minibeast	
likeable	<i>miserably</i>	temperate	gestation	minimum	
operable	<i>enjoyably</i>	tempering	ingest	minicam	
SILVER should learn	SILVER should learn	SILVER should learn	SILVER should learn	SILVER should learn	
comfortable	<i>comfortably</i>	varied	lightning	microscope	
dependable	<i>dependably</i>	vary	daylight	microchip	
fashionable	fashionably	variation	enlighten	microwave	
reasonable	reasonably	variable	twilight	microphone	
excitable	excitably	variance	limelight	microseconds	
considerable	considerably	variety	skylight	micron	
GOLD could learn	GOLD could learn	GOLD Y5/6 Spelling words	GOLD Y5/6 Spelling words	GOLD Y5/6 Spelling words	
believable	believably	equip	interfere	rhyme	
knowledgeable	knowledgeably	equipped	interrupt	rhythm	
noticeable	noticeably	equipment	conscience	vehicle	
perishable	Inexplicably	committee	conscious	yacht	
changeable	changeably	communicate	controversy	queue	
advisable	inevitably	community	convenience	nuisance	

Year 6 Spellings - Autumn Term – 1st half

Please help your child to learn these words – the weekly challenges on the back of this sheet should assist with understanding their meaning and developing broader English skills.

WEEKLY SPELLING CHALLENGES - ONLY EVER ACCEPT YOUR BEST HANDWRITING AND PRESENTATION PLEASE!

Task 1: Choose TWO different activities from the 'Spelling Menu' to complete. Before each activity, write the name and number as a title. Each week, you must choose different activities from the week before so hopefully, over time, you will complete different tasks in a fun and creative way.









**WE WOULD PREFER YOU TO POST CLEAR PICTURES OF YOUR HOMEWORK ON SEESAW IN RESPONSE TO THE WEEKLY SET ACTIVITY THAT CAN BE SEEN IN THE 'TO-DO' SECTION BY EACH THURSDAY – THE DAY BEFORE THE WEEKLY TEST ON FRIDAY.
(If you are unable to do this, hand in your homework book instead.)**

Task 2: Complete 5 games on Spelling Shed based on the weekly spelling lists.

Year 6 Spellings - Autumn Term – 1st half

Please help your child to learn these words – the weekly challenges on the back of this sheet should assist with understanding their meaning and developing broader English skills.

SPELLING MENU

1. ABC Order  Write all of your spelling words in alphabetical (ABC) order.	2. Word Parts Write your words. Then use a coloured pencil to divide the words into syllables. e.g. <u>jump</u> ing <u>cater</u> pillar	3. Other Handed Write each word 5 times, switching the hand you write it with each time. Say the word as you spell it.	4. Vowel Spotlight Write your words using one colour for the vowels and another colour for the consonants. (vowels: a, e, i, o, u)
5. Use Technology Type out your spelling words on the computer. Try to use at least 4 different fonts. 	6. Pyramid Words s sp spe spel spell spelli spellin spelling (or make them boat shaped, star, smiley face, etc.)	7. "Ransom" Words "Write" your words by cutting letters out of a newspaper or magazine and gluing the letters on a piece of paper to spell your words. 	8. Rainbow Words Write your spelling words with coloured pencils. Make each letter a different colour. 
9. Scrambled Words Write your words. Then write them again with the letters mixed up. Can you unscramble them again the next day? e.g. watch - cwhat	10. Silly Sentences Write 3 or more sentences that use all your spelling words. 	11. Prefixes and Suffixes Underline the prefixes and suffixes in the words you are learning. Make sure you know what they mean. e.g. <u>im</u> portant happi <u>ness</u>	12. Word Search Create your own word search with your spellings. Show the answers to your puzzle in a different colour. 
13. Flashcards Make and practice with flashcards. Put the word on one side and definition (meaning) on the other. 	14. Picture & a Story Draw a picture defining each word. Write a sentence about your picture using the word.	15. Words without Vowels Write all of your words replacing vowels with a line. Go back and see if you can fill in the vowels. e.g. q--st--n = question	16. Train Words Write the entire list end-to-end as one long word. Write each new word in a different colour. e.g. <u>train</u> <u>back</u> <u>stop</u>
17. Write a Story, Poem or Song with Words Write a story using all your spelling words. Underline the words you used.	18. Bubble Letters Write your spelling words out in bubble writing. 	19. Words Within Words Write each spelling word and then write at least 2 words made from that word. e.g. catch - cat, hat	20. Picture words Draw a picture and hide your spelling words in the picture.