



Issue: 1015

12.06.2020

Tel. 763324, www.st-hilary.eschools.co.uk

LIFE INSIDE A BUBBLE!

This week saw the return of 29 Year 6 and 9 Reception/Year 1 children to school. After lots of risk-assessing, cleaning and furniture-moving, we were really pleased to be able to open our doors on Monday and fill the classrooms with fun and laughter again.

So, what does it look like?

Our Year 6 children have been split into 3 'bubbles', each working with a teacher and teaching assistant who spend the day learning together. Whilst we have had to carefully consider our activities so that social distancing can be adhered to, it certainly hasn't stopped some great learning and socialising going on.

Our Reception and Year 1 children are working as a bubble and social distancing as much as they can. They have enjoyed working together as a team (albeit distanced) completing their Maths and English activities, and then being creative or taking part in physical activities. When doing a piece of work based on 'What makes us happy?' it was lovely to hear a "coming back to school" response.

Each bubble has their own arrival and collection time so that mixing of the bubbles is avoided and they have had great fun naming their bubbles. We have 'Bubble HQ', 'Team Best Bubble', 'The Best Team Super Bubble', 'Bubble Busters' and 'The Knights of the Round Bubble'.

I must take this opportunity to thank our staff, children and parents for their support, helpfulness and for bearing with us as we again get used to a new way of working. Having been pointed in the direction of many social media sites over the past few months showing children sat in solitude in concrete circles, I am pleased to say that life at St Hilary School could not be further from that...as our children tend to agree:

"Coming back to school has been a pleasure, I couldn't wait to come back and I don't regret it at all".
Oscar S

"It feels good to be at school and even with social distancing I can have conversations with my friends".
Oscar P

"It's really exciting to see my friends and finally coming to school"

"Although I can't play with all of my friends – I can be in a bubble and be part of History". Lilyrose

"I am extremely happy that I've come back to such a welcoming start. I'm happy to see my friends".
Alice






So what happens next?

As I am sure you are aware, our government has now retracted the plans for all Primary children to return to school this summer. In truthfulness, this simply would not have been possible whilst adhering to social distancing measures - simply based on classroom space, before anything else. Ideally, we would like to see the return of more children before the end of the summer but at the moment need to work on a day by day basis as we settle into the early stages of the phased return.

Over the next few weeks, we are expecting to have guidance from the government with regards to a September return and we will continue to keep you informed every step of the way. This time of the year is normally very busy for us in terms of making plans for September and this is no different for us this year - apart from the need to form a plan A, B and C! We have had a few parents asking about classes and teachers for next year and we do ask that you bear with us so that we can take our time to listen to the guidance and make the right decisions going forward.

Mrs K Butcher



Perran



Isabelle T – Outdoor learning using ALL of her senses. What a super job!

Indie – Reading to her baby brother and Mrs G too. Fabulous!



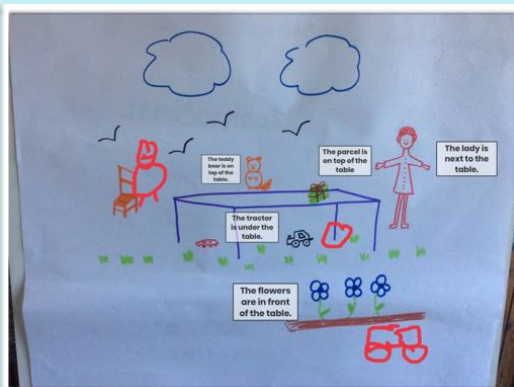
Harry E - Great answers for our mini quiz this week, well done Harry!

A Quiet Night In.

- Who is the author of the story? **Jill Murphy**
- What is the name of the family in the story? **Mr and Mrs Large**
- Why do you think they were called that? **Elephants are large**
- Whose birthday was it? **Dad**
- How many children are in the family? **4**
- Why were the children cross? **They weren't allowed to stay up.**
- When Mr Large 'sank heavily into his chair', what do you think that meant? **He was tired**
- Why was Laura cross about the story? **She thought it was a story for boys**
- Why did Mummy stop reading the story? **She fell asleep**
- What did the children do to Mummy and Daddy? **Tucked them up in a blanket.**
- What did they take upstairs? **Mummy and Daddy's dinner**



Cecily W - For super outdoor learning and building! If I was a bug I'd live there!!



Olive R - Being able to recognise and use positional language. Well done Olive!

A Quiet Night In.

- Who is the author of the story? **Jill Murphy**
- What is the name of the family in the story? **A quiet night in.**
- Why do you think they were called that? **Because elephants are large.**
- Whose birthday was it? **Mr Large**
- How many children are in the family? **3**
- Why were the children cross? **Because it wasn't bed time**
- When Mr Large 'sank heavily into his chair', what do you think that meant? **because he was tired**
- Why was Laura cross about the story? **because it was a boy story**
- Why did Mummy stop reading the story? **because she fell asleep**
- What did the children do to Mummy and Daddy? **tuck them in.**
- What did they take upstairs? **the food**

Violet S – Super job answering the questions in the mini quiz. Great work!

A Quiet Night In.

Find out and write down the definition of the following words

grimly
In a serious or sad way.

snooze
A snooze is a short sleep.

fetch
Go to get something.

Put each word into a sentence below. Remember to make it an exciting and interesting sentence.

My brother is crying I said grimly.

Foxes like to snooze in the day.

Jemmy dog fetched a stick.

Jowan H – Finding the definition of words and using them in sentences. What great work here!



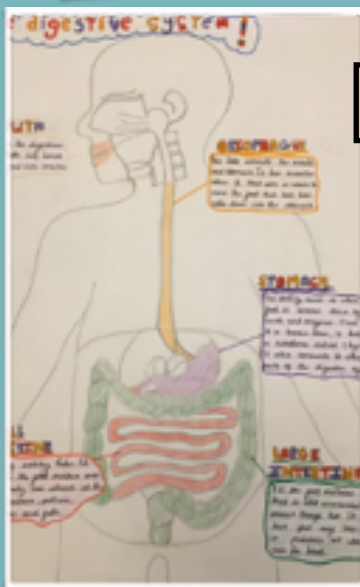
This week Gwithian have been reading, writing, experimenting and making their own videos to explain the Human Digestive System.



Max



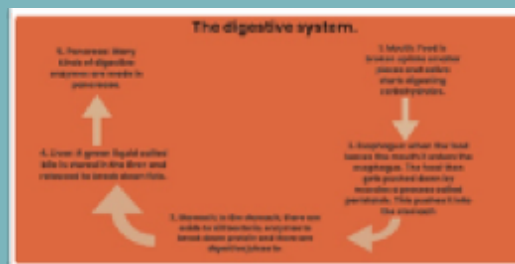
Tilly S



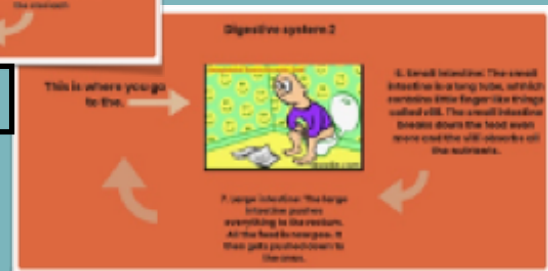
Grace E



Maximus J



Hana V



Pixie F




Emily K-B




BACK TO SCHOOL FOR LAMORNA

The children at school have been amazing this week settling into their bubbles and producing some great transition work, art, DT and maths! There's been a bit of fun along the way too!


Lamorna



Mrs Sandow's Bubble have done some beautifully presented work as Adelaide's perspective art and Sophie, Beth and Isabelle's transition work demonstrates!



Miss Worsey's Bubble have produced some beautiful transition work and some amazing pieces of Op-Art (optical illusion artwork) as Caitlyn, Oscar P, and Alice's art work demonstrates and Oscar S, Milly and Lilyrose's transition work exemplify.



Mr Hamshar and Miss Brant's Bubble have also worked very hard to produce impressive perspective artwork, beautiful transition work and some Mr Davey inspired mechanical grabbing arms!



Not forgetting our brilliant Year 6 home learners who have been completing the same learning and in Isaac's cakes baking some yummy cakes! With chocolate chips!!



Awesome job Lamorna!



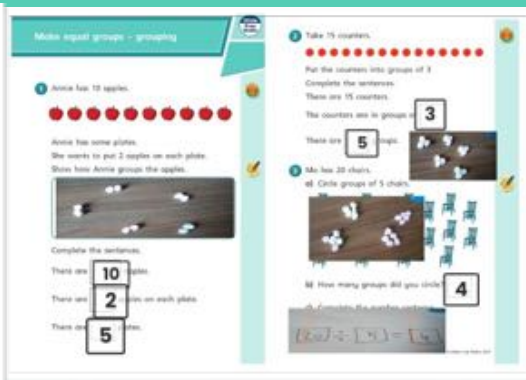
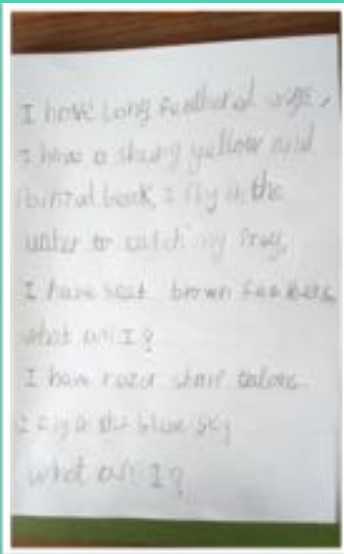
Sennen



James made a fantastic video montage of his amazing lockdown heptathlon!



Isabella & Ben shared their favourite parts of their stories with us.



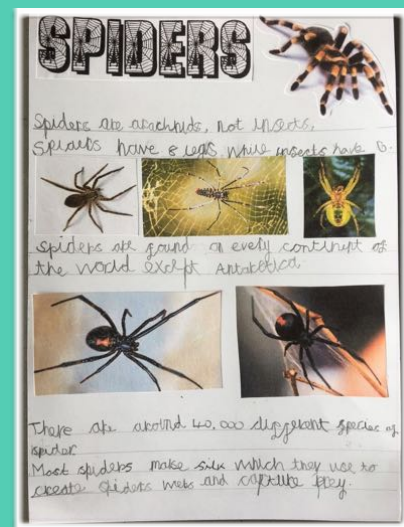
Archie has amazed me with his maths work and poetry writing this week.



Brilliant animal fact files Mason.



Endless pattern artwork from Caiden & Gracie.






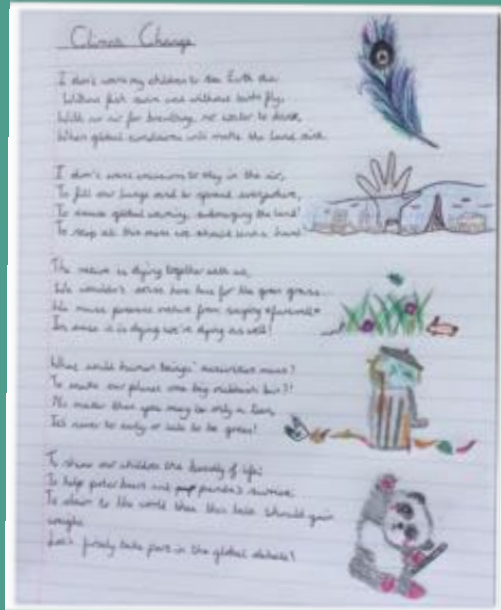
Gwenver class have had a fab start back to this half term!

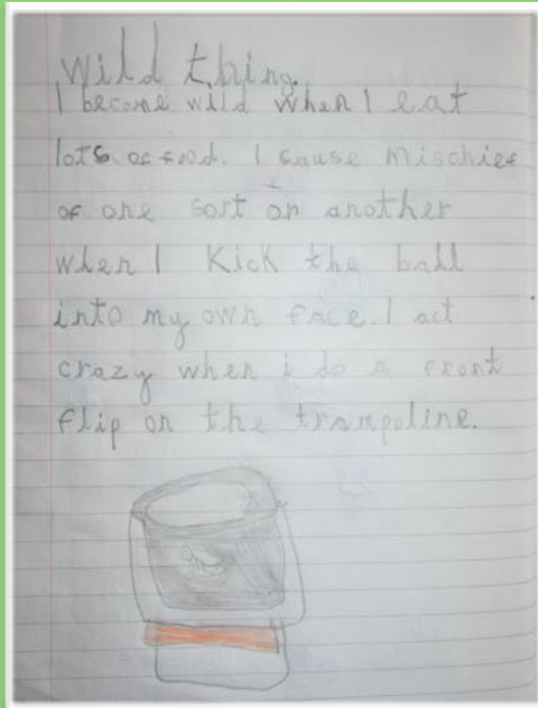
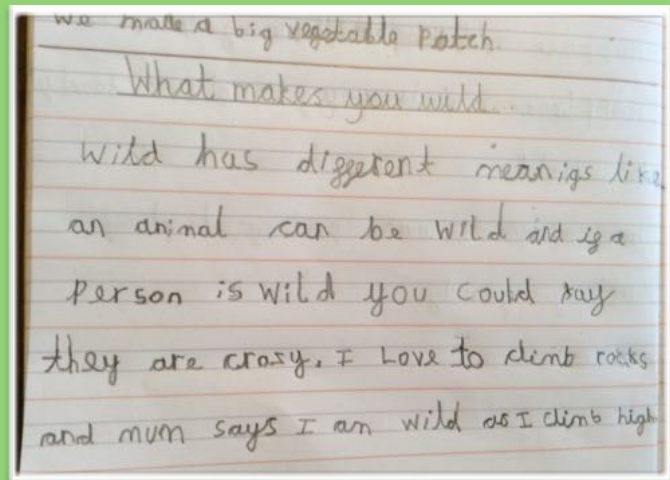

This week we have started Zoom calls which were really fun and have taken part in a range of creative tasks.

Our artwork was based on the geometry and angles we were looking at in Maths.

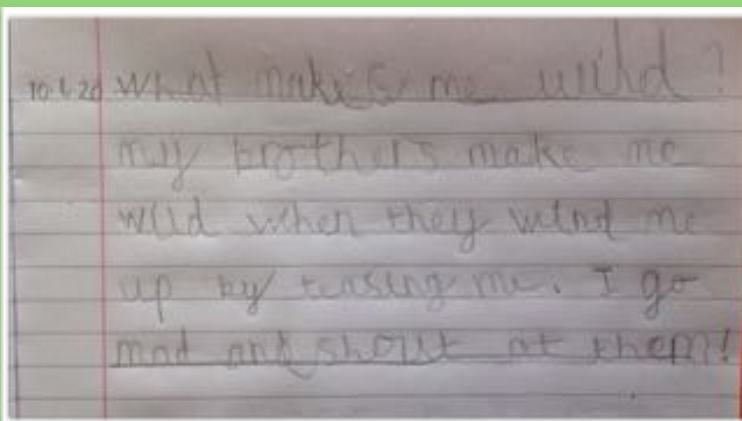
We've practised our basic skills in reading, spelling, handwriting as well as begin to look at poetry linked to our topic.

Here's to more awesome moments next week!





Prussia Cove have been focussing on the story 'Where The Wild Things Are' this week and they were asked to write down what makes them wild and how they cause mischief....here are some of their responses!



Kynance Cove

THE OCEAN BLUE

The ocean blue shines bright,
Hammerheads come out at night.
Crabs come out and fight when the sun is shining bright.

Ocean blue, ocean blue please don't be rough with me.

The ocean lights when the sun shines bright.

The ocean is my happy place it puts a big smile on my face.

By Corey Smith

I made a hammerhead shark.

The splash of the waves,
The light of the sun glimmering,
glittering and glistening on the turquoise sea, creating beautiful spider-web patterns on the surface of the water,
Make me feel calm.
As I gaze at the horizon I feel small because the ocean is so vast.

Harriet

Zara

Use your ruler(s) to measure 5 'things' from your house or garden.

19.5cm length
13.5cm width

15cm length
8cm width

9.5cm length
6cm width

10cm length
10cm width
It's a square

8cm length
5.5cm width

Harry, Corey and Harriet completed some fab work for World Ocean Day.

We've been working on shape, line and angle in maths – Zara did some fab measuring and Lillia was hunting parallel and perpendicular lines.

Did you know a piranha can bite through raw bamboo?

Did you know an octopus can squeeze into tiny places because the only hard bit is its parrot like beak?

Did you know that an ice berg has enough water for one million people for five years

Did you know the wolf eel can bite through sea urchins with their super sharp canine teeth?

Did you know the yellow anaconda swims in the sea and will catch it's prey by camouflaging on rocks and then jumping at them and squeezing them to death?

Lillia



Harry

Rainforest Vocabulary

biodiversity, botanist, canopy, carbon dioxide, climate, colony, deforestation, drip tips, emergent layer, equatorial, extinct, habitat, hibernate, humid, indigenous, liana, monsoon, temperate, tropical, understory, vegetation.

Aiyana



Jon

Matt

The Rainforest

K	W	L
What I know	What I want to know	What I learned
That there are lots of poisonous and dangerous animals there.	How low the clouds are over the jungle?	You will fill this column in at the end of the project!
That there are electric eels there.	Is the time different over in the jungle?	
It is very vast and dangerous.	Are there dangerous fish and what are they?	
It is made up of trees and plants.	Were in the world is the amazon rainforest?	
The amazon river flows through the rainforest.	How many different rainforests are in the world?	
There are lots of insects, some are poisonous.		

it was time to see what wonders were ahead for the world.

As the years passed, the tree got bigger and bigger until one year it created a dense Forest. The girl returned and was amazed at the wonder of the creation that lay before her. Walking through the lush forest she felt as if she was on a magical pathway, where birds softly sung their soothing songs. The wildlife was immense with foxes playing cheekily amongst the daisies and deer drinking from the cool stream and striding out majestically. She could hear the distant howl of the wild dogs calling to one another over the vast landscape. Colorful insects enjoyed the succulent nectar from the aromatic flowers and spread the pollen to create more plantlife. Fish leapt acrobatically from the glassy river like dolphins dancing in the sea.

It made the girl feel comforted that such life had developed from that single tree that she had planted. The possibilities were endless and the girl was thankful that such a creation was before her.

For our rainforest topic, we started looking at technical vocabulary.

Aiyana did a great job of finding out the meanings of the new words, Jon wrote a superb piece of writing about 'The Tree of Life', Isso really thought about a picture to give her great ideas to write about and Matt completed his KWL grid beautifully.

NOW, YOU WILL EXPAND YOUR THOUGHTS AND IDEAS AND TELL ME ABOUT WHAT YOU THINK IS GOING ON...

1. I think a Jaguar is crossing the bridge to find something to eat.

2. There is a fire spreading fast and all the animals ran for it, even the sloths.

3. The Jaguar is trying to find food but everything is gone.

4. The Jaguar meets a sloth called Tim. And does not eat him!

Infer / Predict / Explain

what do you think is going on?
what happened before?
what will happen next?
who might you meet?

Remember to explain your ideas!

Isso

FIRST, A CHANCE TO GATHER YOUR THOUGHTS AND IDEAS...

I can see... Trees, a bridge, grey clouds, mud (soil) and logs.

I can hear... birds, bugs and pink dolphins.

I can smell... the fire that is burning down trees, animal dung, bugs and the smell of spring.

I feel... the wet wood, mud, water and bamboo.

I taste... the fresh air, the dew drops hitting my tongue and the fresh fruit falling from the trees.

Retrieve - What can you see / hear / smell / feel / taste?

Vocabulary - what came into your head when you read the 'retrieve' question?

I can do this!

Summarise - write one or two sentences to summarise the picture

There is a bridge and it's made out of wood. On the other side there is a lot of trees and lots of green at the end.





FABULOUS FULL-MARKERS

Gwithian

Lucy B
Poppy D
Jack S-L
Jenna W
Jolie G
Monty C
Amelia A
Henry C
Gethin E
Thomas M

Gwenver

Florence H
Azalia A

Kynance Cove
Mazey H
Harriet W
Poppy M
Harry B
Elena K

Prussia Cove

Lorelei A
Maximus J
Callum T

Lamorna
Emma T
Emily M

Porthcurno
Ada W

Word Millionaire: Emma T 😊

Perran
Cecily W

Word Count: 46,717,265
Books Read: 4146

English

Spelling Shed

Speller of the Week

Noah E-R (Gwenver)

Class of the Week - Gwenver



MATHS

Maths Shed



Mathstronaut of the Week

Malia W (Gwenver)

Class of the Week - Gwenver



TTrockstars (Average coins per pupil)

1st - Sennen - 1990

2nd - Gwenver - 1884

3rd - Kynance Cove - 1560

Highest individual child in each class (amount of coins achieved in 7 days)

Year 2 - Thomas L (Sennen)

Year 3 - Ravi S

Year 4 - Elsie S

Year 5 - Jolie G

Year 6 - Sonny M

Well done to all of our certificate winners this week!
Week Beginning: Monday 1st June 2020

Perran

Olly N for always trying his best with the activities on Seesaw - well done

Harrison C for always giving a 100% when working on Seesaw and never giving up. Well done Harrison

Prussia Cove

Grace A for her continuous enthusiasm and amazing DT work this week. Her work has been of such high quality and imagination.

Erin M-J for always working to the best of her ability and being very creative with her presentations.

Porthcurno

Isla M for always producing her work to an excellent standard and never failing to show enthusiasm in her recordings. They brighten my day!

Archie B for working really hard on all his work and creating a brilliant 'Rabbit Run' for DT week! I really enjoy seeing all the photographs of what you are up to!

Sennen

Stella R - a certificate for writing a beautifully presented letter to a friend.

Kynance Cove

Brody T - for being more organised with his activities and thinking carefully about the quality before responding.

Harriet W - for continuously amazing work! Bit gutted I didn't get any of your river cake though!

Jon A- for always doing his best and responding really well to feedback.

Gwithian

Lola Fish for originality with her technology designs.

Freddie Challoner for a huge effort with DT week, particularly the design for melting marshmallows and chocolate.

Gwenver

Amelia A - for producing consistently outstanding work including video updates to explain her work

Ruairi L - for an excellent presentation based on a Scavenger Hunt and for producing superb writing at the beginning of the week - keep it up!

Lamorna

Matt and Sonny M - for their incredible teamwork during DT week- the work that this enabled the boys to do was sensational!

Milly W- total dedication and commitment to 'being the best she can be' in all learning. Her responses to teacher comments being a particularly mature learning characteristic.

Well done to all of our certificate winners this week!
Week Beginning: Monday 8th June 2020

Perran

Bruno N for fantastic pictures showing him making parasols during his 'work experience' with his Dad. Great job Bruno!

Lily J for super work on positional language in Maths. Great job Lily!

Prussia Cove

Florence H for continually producing the most beautifully neat work on Seesaw week after week. Her presentation is incredibly high and a joy to view each day!

Willow R for her never ending enthusiasm and positivity towards her work and rising to the extra challenges that I set her. What a super star!

Porthcurno

Evie L for her superb effort with Seesaw and learning a skill of skipping forwards and backwards during the lockdown.

Great work Evie!

Amy B for her fantastic work on Seesaw, sharing all of her creative masterpieces and playing her flute.

Raffy M for completing all of his Seesaw work and keeping up with his physical exercise

Sennen

Oscar N for showing great perseverance in his maths work this week, well done!

James J for creating an amazing heptathlon, super athleticism James!

Bubble 2 a.k.a Team BB: Lilyrose for producing a beautiful piece of work to celebrate her time at St. Hilary School.

Kynance Cove

Zara S- for being really responsive to teacher feedback and submitting really high-quality work

Corey S- for being really interested in everything and giving 100% to all of his work, both on and off Seesaw.

Gwithian

Jacob S - for amazing written work for the past few weeks , particularly his work called 'Catch It.'

Chris C- for doing the Digestion Experiment with added humour.

Callum T- for consistent seesaw work and sending me updates of all the other activities he completes.

Gwenver

Poppy D for always presenting her learning with immaculate attention to detail and for displaying her Ariel hoop talents so brilliantly!

Daisy R for excellent responses to all Seesaw activities, clearly taking her time to present the highest quality learning - keep it up!

Lamorna

Beth D - for her amazing commitment to her home learning throughout lockdown, all tasks are completed with mature independence and dedication to high quality.

Caitlyn - excellent dedication to her home learning - all of which is of a high standard, with her maths work being a real highlight!

Lilyrose- for producing a beautiful piece of work to celebrate her time at St. Hilary School.



Staff contact details:

Headteacher: Kelley Butcher- head@st-hilary.cornwall.sch.uk
Deputy Headteacher, Year 6: Rob Hamshar- robhamshar@st-hilary.cornwall.sch.uk
Year 5: Ashley Larter- ashleylarter@st-hilary.cornwall.sch.uk
Year 4: Nicky Davies- nickydavies@st-hilary.cornwall.sch.uk
Year 3: Kerenza Jelbert- kjelbert@st-hilary.cornwall.sch.uk
Year 2: Kate Ellis- kateellis@st-hilary.cornwall.sch.uk
Year 2: Sarah Worsey- sarahworsey@st-hilary.cornwall.sch.uk
Year 1/ Reception: Jude Gardner- judegardner@st-hilary.cornwall.sch.uk
Year 1/ Reception: Cath Sandow- cathsandow@st-hilary.cornwall.sch.uk
Special Educational needs: Michelle Brant- michellebrant@st-hilary.cornwall.sch.uk
Finance: Viv Laity- vivlaity@st-hilary.cornwall.sch.uk
Secretary: Dot Whipp- secretary@st-hilary.cornwall.sch.uk



FREE SCHOOL MEALS

So many families will currently be affected by a sudden loss or drop in income. If your financial circumstances have changed, have you considered if you might be eligible for free school meals?



During this time, families of children who are eligible are currently receiving shopping vouchers each week to the value of the usual lunches.

Free school meals are an entitlement for any family who receives:

- Universal Credit with net ("take Home") income not exceeding £7,400 (£616.67 per month)
- Income Support (IS)
- Job Seekers' Allowance (Income-based)
- Income Related Employment and Support Allowance
- Support under Part 6 of the Immigration and Asylum Act 1999
- The guarantee element of Pension Credit
- Child Tax Credit, provided you are not also entitled to Working Tax Credit and have an annual gross income of no more than £16,190, as assessed by HMRC
- Working Tax Credit run-on - paid for 4 weeks after you stop qualifying for Working Tax Credit

If you think that you may be eligible and wish to apply the form can be downloaded from the bottom of the page here: https://st-hilary.eschools.co.uk/website/school_meals/129968 or search 'Free School Meals' on our website: www.st-hilary.eschools.co.uk/website

If you need any help filling it in, or haven't got a printer and would like a copy to be sent to you then please do not hesitate to contact me on head@st-hilary.cornwall.sch.uk