



St Hilary School Newsletter

"The Best we can be"



Issue: 1012

08.05.2020

Tel. 763324, www.st-hilary.eschools.co.uk

Home Learning Parent Survey

Thank you to all parents who completed our recent Coronavirus home learning survey. The feedback that we have received will be instrumental in helping us to evaluate and adapt what we are offering to make sure that it is as suitable as it can be for the vast majority and also for planning for the short and longer term future. I have picked out the questions which will be most helpful to us in our planning.

Q4: How many hours does the work take to complete?

The majority of parents said that their children were spending 2-3 hours on activities (39%) with 33% saying that they are spending 3-4 hours. This data is really useful so that we can ensure that we are setting an appropriate amount of work.

Q5: Internet access:

We had a few parents who highlighted that they have limited access to the internet and so we have contacted our IT support to see where we can support this.

Q6: How well has your child adapted?

As expected, the majority said that children have had some issues but that they are overcoming these and making progress. A good proportion (39%) said that children are adapting well and finding the work easy to manage. It is our job now to identify where those have found it more difficult and what we can do to support. The majority of comments where this was the case was around children maintaining an interest - we will do our best to keep the work as motivating as we can. There were also some issues raised around parent's ability to support children whilst juggling their own work commitments and care for other family members. We totally empathise with this and I would like to stress that finding a balance that works for the children and whole family is of utmost importance. Mental health trumps everything else!

Q8: Which of the following most suits your child's learning?

This question is probably one of the most important for us as it helps us to identify which styles of learning are suiting your children most. The teachers are endeavouring to use a good mix of images, films, games etc to enthuse and support as many children as possible - 70% of parents felt that a mixture of all of these is proving most useful. Video was also very popular (60%). When we first began to plan our online curriculum (in a matter of hours!) we did not make teacher videos an expectation for teachers to produce. Now that we can see the positive impact of the use of video, we will be encouraging all teachers to take this approach where it is most appropriate.

Many comments were made later in the survey reflecting that the children are appreciating the videoed assemblies - we will keep these up.



**Fabulous
Full-Markers
Lamorna:
Harvey C**

**Kynance Cove:
Corey S
Harry B**

**Porthcurno:
Ada W
Marley S**

**Prussia Cove:
Azalia A**

**Books Read - 3,952
Word Count - 41,337,136**



**'Speller of the Week'
Maximus - Gwithian**

**Spelling Class of the
Week:
Gwenver**



**'Mathstronaut of the
Week'
Haiden - Lamorna**

**Maths Class of the
Week:
Gwenver**



Q9: Has the work set by teachers been pitched at the right level?

The response to this was a resounding 93% saying that it is challenging and relevant. This is great and really useful for us to know!

Q11: What could we do to improve remote learning for your child?

Overall, we had really positive comments here (thank you!). It did raise some great ideas though which we can work on. There was a request for Mr Trudgeon to do a physical workout for the children to follow - this is a great idea. (Note to self...email Mr Trudgeon after writing this newsletter! ;-)). The positive use of video was commented on several times which is a reassurance that this is going well and will encourage us to do more as mentioned earlier. Live streaming was also mentioned which we are just beginning to introduce for children who would normally access our 'TIS' programme. It is imperative for us to ensure that children and staff are kept safe in doing this and so we will be completing risk assessments so that we can come up with a safe and clear protocol.


Q13 Do you have any anxieties or concerns about when we return to school?

The majority of parents said that they did not have concerns although there were some comments made here that will help us to plan for when we do return to school. Concerns were largely around being able to socially distance when we return to school. This is a good opportunity for me to express that we will keep you informed every step of the way and the school, along with our partner schools, will be taking a well considered and planned approach to whatever happens next to ensure we are doing everything we can to keep the children and staff safe.

The final section asking for general comments was a delight to read with many positive comments and thanks to staff, which indicate that on the whole, we are on the right track.

Thank you again for your continued support and the time that you have given to completing the survey for the good of all of the children.

Take care
Mrs K Butcher

**Staff contact details:**

Headteacher: Kelley Butcher- head@st-hilary.cornwall.sch.uk
Deputy Headteacher, Year 6: Rob Hamshar- robhamshar@st-hilary.cornwall.sch.uk
Year 5: Ashley Larter- ashleylarter@st-hilary.cornwall.sch.uk
Year 4: Nicky Davies- nickydavies@st-hilary.cornwall.sch.uk
Year 3: Kerenza Jelbert- kjelbert@st-hilary.cornwall.sch.uk
Year 2: Kate Ellis- kateellis@st-hilary.cornwall.sch.uk
Year 2: Sarah Worsey- sarahworsey@st-hilary.cornwall.sch.uk
Year 1/ Reception: Jude Gardner- judegardner@st-hilary.cornwall.sch.uk
Year 1/ Reception: Cath Sandow- cathsandow@st-hilary.cornwall.sch.uk
Special Educational needs: Michelle Brant- michellebrant@@st-hilary.cornwall.sch.uk
Finance: Viv Laity- vivlaity@st-hilary.cornwall.sch.uk
Secretary: Dot Whipp- secretary@st-hilary.cornwall.sch.uk

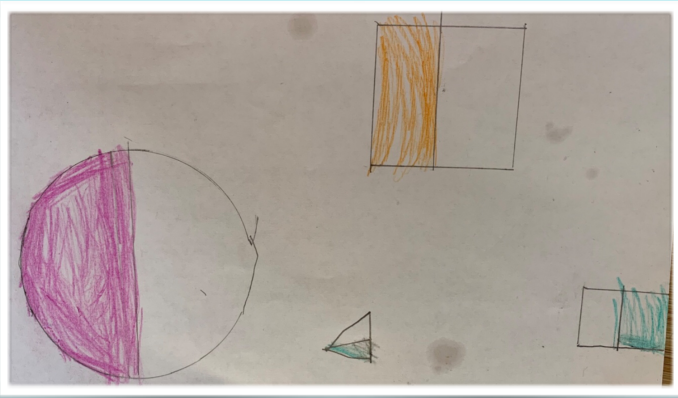
Perran

Bruno N – A super theatre for a VE Day show.



The boys made a theatre with a VE day show.


Jowan H - a lovely topic book cover for mini beasts.




Isabelle T – finding half of a shape and colouring it in.



Olly N – a lovely topic book cover for mini beasts



Sophie S – fantastic work finding half a shape for fractions.



Indie C – for finding and colouring in half of a shape.




Gwithian

Hana



Lilla



Isabelle




Emily



Ruby



Maximus



Sacha



Harvey and Lilla interviewed their relatives about VE Day


Here is a picture of my great gran in the war.



We looked at rations during WW2, this is for 1 adult for 1 week! A child would get half of this



Jacob worked out how much food that people were rationed and Isabelle and Zela tested parachutes.




YAYAYAYA
AYAYAYAY
YAYAYAYA
AYAYAYAYA
YAYAYAYA

Lamorna



A hand-drawn illustration of a keyhole. The keyhole is yellow and contains a scene with a blue pond, green plants, and a small orange house. To the right of the keyhole are a spider, a ladybug, and a star.

[illegible]

TIMELINE

1918 JULY 18, 1918
NELSON MANDELA IS BORN IN TRAM-SBURG, SOUTH AFRICA.

1940
MANDELA MEETS HIS FIRST WIFE, EVELYN MAASE.

1946
MANDELA IS ARRESTED FOR PASS-PORTING THE TOWNSHIP FIGHTERS.

1950
MANDELA IS SENTENCED TO LIFE IN PRISON AND LEADS THE RESISTANCE AGAINST APARTHEID.

1960
MANDELA IS RELEASED FROM PRISON AFTER 27 YEARS.


1980
MANDELA WINS THE NOBEL PEACE PRIZE.

The once known leading anti-apartheid activist of the colour of his skin, as his biographers say, on his wedding day, people would dance to his bride, and by they were done, he had, they can be thought to have, put their names more faithfully to the famous heart than the opposite Nelson Mandela.


Nelson Mandela

Nelson Mandela was a social rights activist and politician who became South Africa's first black president from 1994 to 2009.

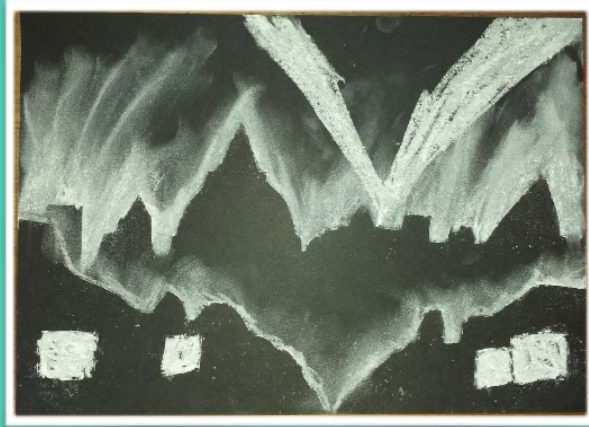
After becoming involved in the anti-apartheid movement in his 30s, he joined the African national congress in 1952. For 18 years, he directed a campaign of peaceful, nonviolent defence against the south-African government and its racist policies.



Nelson Mandela was born in July 18, 1918 and died in December 5, 2013 (aged 95). Mandela's marriage to Evelyn was annulled because she told him to choose between her or his political work.



Caiden's poster design for a VE Day street party.



Charlie has been busy baking for VE Day.



VOCABULARY
Which word best suits this picture for you?
Circle one.
adventurous calm dangerous

Why?
BECAUSE THERE IS A POLAR BEAR THERE.

PREDICTION
What do you think happened before this?

RETRIEVAL
Describe what you can see.
A polar bear is walking on the snow. It is looking for food. It is looking for a hole to go in. It is looking for a place to sleep.

What is the polar bear covered in?
LEAVES
How many leaves are there?
EIGHT

INFERENCE
Where do you think the polar bear is going?
INTO THE FREEZING COLD OCEANS

How does this picture make you feel?
IT MAKES ME FEEL WILD AND FREE.

EXPLANATION
Do you think the polar bear is in his natural habitat?
Explain your answer.
YES BECAUSE THERE'S ICE SHOW THERE.

SUMMARISE
Can you write one sentence to summarise this picture?
THE POLAR BEAR IS WALKING ON THE SNOW AND IS LOOKING FOR A HOLE TO GO IN.

How did you get on?
😊 😐 😞

VOCABULARY
Which word best suits this picture for you?
Circle one.
adventurous calm dangerous

Why?
because he looks brave and like he has been through trees and flowers

PREDICTION
What do you think happened before this?

RETRIEVAL
Describe what you can see.
A polar bear with lots of beautiful leaves and flowers on him. A lot of money mountains, birds, trees. What is the polar bear covered in?
lots of beautiful leaves and flowers.

How many leaves are there?
There are 8.

INFERENCE
Where do you think the polar bear is going?
Over the sea

How does this picture make you feel?
Happy and amazed

EXPLANATION
Do you think the polar bear is in his natural habitat?
Explain your answer.
Yes because it looks cold and has snowy mountains.

SUMMARISE
Can you write one sentence to summarise this picture?
The brave polar bear jumped into the light blue sea.

How did you get on?
😊 😐 😞

Stan and Stella had some brilliant ideas and predictions in their English work.



Oscar has been sharing the arrival of his new chicks.



James has been using objects to help him solve calculations.



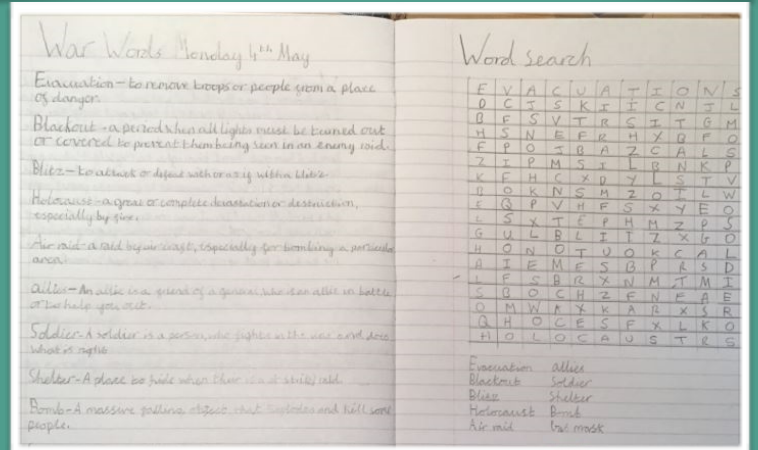

Wonderful reading from Jess.




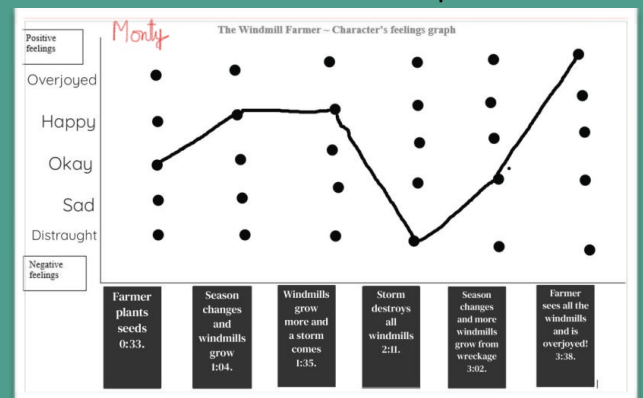
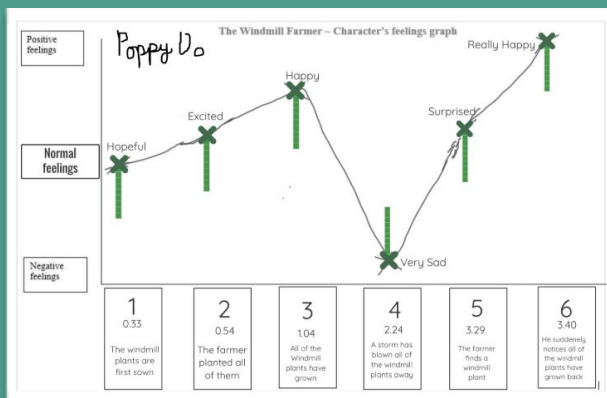
Gwenver

OVERALL, WHILST IT'S BEEN A SHORT WEEK, GWENVER CLASS HAVE BEEN PROACTIVE AND ENGAGED – KEEP IT UP TEAM!


The creative tasks based on VE Day celebrations shone this week with fantastic cakes, bunting, parachutes, word searches, presentations and more being created. Gwenver class have truly made themselves proud.



We've also been getting stuck into tough maths as well as create a character feelings graph based on a film stimulus for writing this week called 'The Windmill Farmer'. Monty and Poppy Do did fantastic examples.



The T.S Lowry styled art work was sensational!



Prussia Cove

Marnee

Lili

Oliver



Sophia



The children are learning to count in fives using handprints.



Lili



MY VE
DAY
PAVLOVA




Florence

The children have also created amazing pieces of work commemorating VE Day with red, white and blue baking too!



Archie D made yummy-looking brownies as part of learning about the Ancient Mayans.

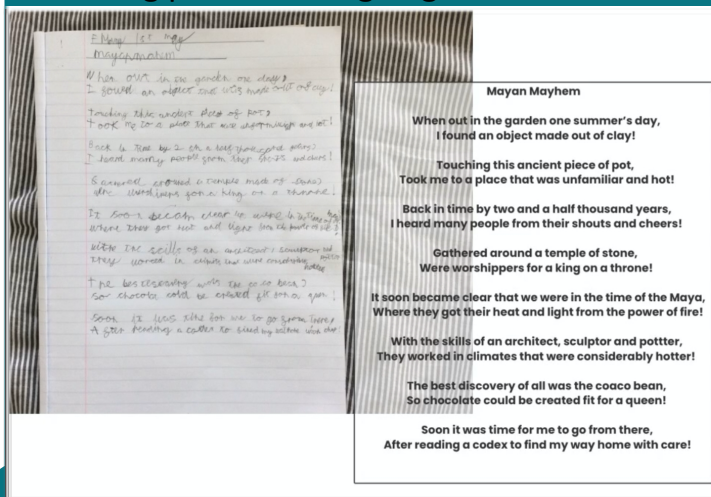


Kynance Cove


Harry learned about Morse Code and wrote a message for me to decipher!



Jon has worked really hard and wrote this amazing poem about going back in time.



Josh completed some fantastic maths work using chopped up fruit to add and subtract fractions.



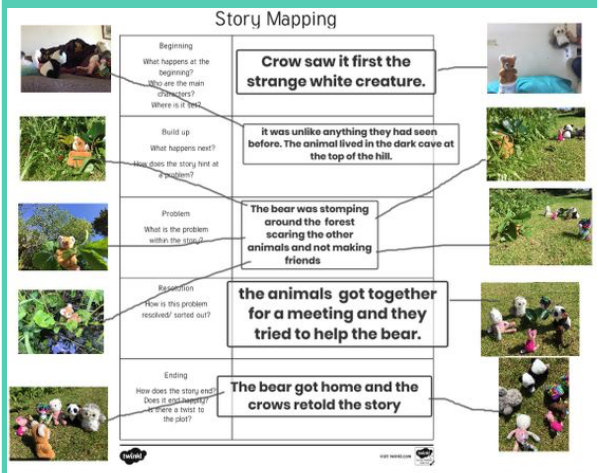
Sikya draw and coloured this awesome sugar skull whilst learning about the Ancient Mayan's 'Day of the Dead' festival.



Lillia was inspired by VE Day and drew this incredible picture using the style of LS Lowry.

Eloise – For completing the Leaf reading comprehension, using her teddies and garden to reenact the story, such creative ideas.

Porthcurno



VOCABULARY
Which word best suits this picture for you?
Circle one.
adventurous calm dangerous

Why?
because he wants to see whats going on, but if he sees people he will eat them

PREDICTION
What do you think happened before this?
The polar was exploring where the people might go maybe an igloo

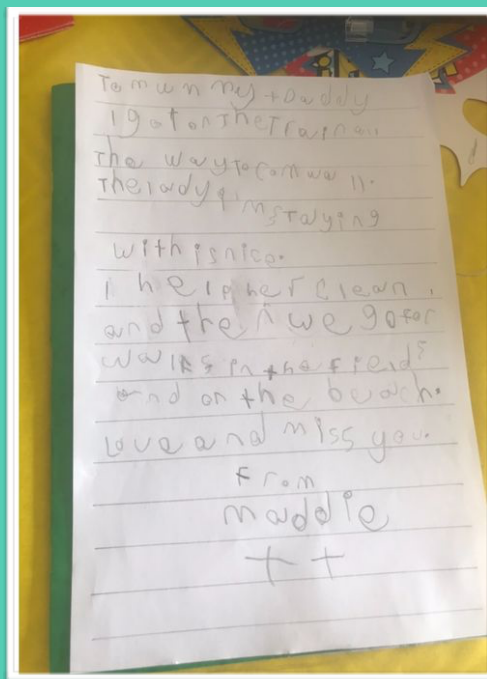
EXPLANATION
Do you think the polar bear is in his natural habitat?
Explain your answer.
No because polar bear live in the cold and flat like antarctica

SUMMARISE
Can you write one sentence to summarise the picture?
i love it because it looks beautiful
How did you get on?
happy because i like it

RETRIEVAL
Describe what you can see.
I can see beautiful mountains with trees, seagulls and a snow bear trying to fly
What is the polar bear covered in?
leaves and flowers
How many crows are there?
8

INFERENCE
Where do you think the polar bear is going?
following the crows he is trying to eat them
How does this picture make you feel?
happy because i like it

Oliver R – For answering the Leaf reading comprehension with such detail and amazing vocabulary!



Maddie – For writing a very detailed and beautifully presented Evacuee letter home.



Moritz – For producing a fantastic VE Day display which was both informative and very creative. Super hard work has gone into this project!

Humphrey David Stevens DOB:14/2/1941

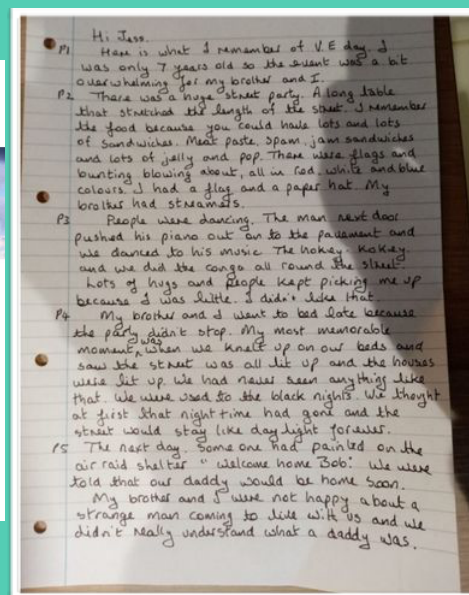
This is Granddad-dog, my dad's dad. He died 3 years ago but was an evacuee in the 2WW. He lived in SW London but was sent to Oxford on a train to keep him safe from the bombing. After the war, he and his friends played on Richmond Park in the bomb craters looking for the red light at the back of the Doodlebug Vls. They thought if they found it they would make their fortune! But actually the red light was the flames!!

V1 Flying bomb 1944-1945

Susan Margaret Perkins DOB:13/4/1943

This is Granny, my mum's mum. Her family lived in Lancashire in the NW of England. In the war her father was in the RAF and spotted German planes, so Great Grannie Perkins had to run their tea and coffee import and cafe business. She also took in 2 evacuees from Liverpool as it was heavily bombed. When they arrived the children were very dirty, sewn into their clothes and had nits in their hair.

Marley – For writing about his Great Grannie and Grandad's memories of VE Day and presenting it brilliantly.



Jess – For asking her Granny some great questions so that she could share her memories of VE Day.



Well done to all of our certificate winners this week!
Certificate Winners - Week Beginning Monday 4th
May 2020

Perran

Harry ~ for writing fantastic instructions on how to plant a sunflower seed.

Olive ~ for a great video showing me the number of syllables in different words

Prussia Cove

Reuben for completing all tasks so enthusiastically but also doing lots of extra number work too!

Bryher for her beautiful art work on flowering plants and learning creatively about life cycles of sunflowers.

Year 2

Archie for showing great creativity this week! Your clay dishes are beautiful, well done!

Amy for always presenting her work beautifully and creatively

Cohen for producing fantastic work in all that he does and for being so careful when completing his insect hunt.

Year 3

Dan – for completing amazing work this week, trying new activities and making Miss J laugh!

Elena – for incredible progress with her spellings in particular, but also for doing every piece of work brilliantly!

Year 4

Isabelle P and **Zela** for being home school learner stars, going on ttockstars, spelling shed, maths shed and doing all their work brilliantly.

Aedan - for working really hard with some help from mum to make an amazing news report about Colonel Tom.

Year 5

Annie - for her excellent efforts when selecting five scenes from different books to write about. Her recordings of these were impressive and it is clear she is giving her all in recent tasks. Keep it up!

Jolie – for her fantastic resilience in all tasks with outstanding attention to detail and engagement with all tasks set (and then some!) Well done!

Year 6

Emma T – a consistently astonishing quality and quantity of work produced throughout lockdown! Amazing effort!

Haiden – a really mature and independent approach to all of his home learning tasks - keep it up!

FREE SCHOOL MEALS

So many families will currently be affected by a sudden loss or drop in income. If your financial circumstances have changed, have you considered if you might be eligible for free school meals? During this time, families of children who are eligible are currently receiving shopping vouchers each week to the value of the usual lunches.

Free school meals are an entitlement for any family who receives:

- Universal Credit with net ("take Home") income not exceeding £7,400 (£616.67 per month)
- Income Support (IS)
- Job Seekers' Allowance (Income-based)
- Income Related Employment and Support Allowance
- Support under Part 6 of the Immigration and Asylum Act 1999
- The guarantee element of Pension Credit
- Child Tax Credit, provided you are not also entitled to Working Tax Credit and have an annual gross income of no more than £16,190, as assessed by HMRC
- Working Tax Credit run-on - paid for 4 weeks after you stop qualifying for Working Tax Credit

If you think that you may be eligible and wish to apply the form can be downloaded from the bottom of the page here: https://st-hilary.eschools.co.uk/website/school_meals/129968 or search 'Free School Meals' on our website: www.st-hilary.eschools.co.uk/website

If you need any help filling it in, or haven't got a printer and would like a copy to be sent to you then please do not hesitate to contact me on head@st-hilary.cornwall.sch.uk