



# St Hilary School Newsletter

"The Best we can be"

Issue: 1005, 28.02.2020

Tel. 763324, [www.st-hilary.eschools.co.uk](http://www.st-hilary.eschools.co.uk)

## Science At St Hilary School

Children are very inquisitive young people and when it comes to Science they love to find out, investigate and experiment. At St Hilary school we strive to deliver an exciting and stimulating curriculum which enables the children to do just that!!

### So what does Science look like at St Hilary School?

Each Science lesson is different, but the one thing that can be found in every lesson is a vibrancy and an excitement. From the Reception Class and Year 1, where their science is classifying and learning about plants, animals and their habitats and materials to whether the children are making electrical circuits in Year 4 or investigating space and the planets in Year 5, Science is motivating.

Each lesson will have a focus or a learning intention and an activity will follow. As Science leaders we are proud to report that our science lessons are resourced to allow an exciting 'hands on' experience for all children. Giving the children the opportunity to use concrete resources within Science enables them to understand an investigation or experiment. Working in groups also gives them the chance to discuss with each other what they think or understand. It also helps those who are less confident to talk to their peers while working with the resources. Although there is recording to be done, not all Science needs to be recorded: the level of understanding can be found through talking with the teacher or a friend or a whole class discussion. For example, the authentic outcome for a topic maybe science based and could include an assembly where children can talk about their findings.

Each lesson, throughout the school, will show progression from the previous one, so that learning is always taking place. Science lessons can often be cross-curricular and linked to other lessons too. We are now using Knowledge Organisers throughout the school that have been designed for the class topics. These are great to use to illicit knowledge that the children already know in a Science topic. They are also used to show the vocabulary the children will be using within that topic and finally, they can be used at the end of the topic to show what the children have learnt.

Science displays can be found in the corridors around the school and also in classrooms, displaying the children's work. We both know how proud the children are to see their work displayed for all to see and believe that it empowers the children when their work is on display!

Mr Larter and myself are joint science leaders and are currently completing training using a research project called Focus4Taps. TAPS (Teacher Assessment in Primary schools) aims to develop support for a valid, reliable and manageable system of primary school science assessment which will have a positive impact on children's learning. It is a Supportive structure which is used to evaluate and develop assessment processes. Both Mr Larter and myself are excited to be involved in this project.

In other areas of Science, we will be having a Science day this year. Although we haven't definitely decided on what area to investigate, we would like to include the Olympics this year!

Finally, Science is thriving at St Hilary School; I often get asked when we are doing Science as a whole school and the excitement this brings when I tell them it won't be long until our Science day!

Jude Gardner & Ashley Larter



### Fabulous Full-Markers

Accelerated Reader

#### Prussia Cove

Azalia A  
Forence H

#### Gwenver

Poppy Da  
Lucy B  
Jack L  
Malia W  
Savannah G-W  
Flo P  
Henry C  
Noah M

#### Kynance Cove

Lexi I  
Dan D  
Marley M  
Sikya C  
Sylvester N  
Woodie J-B  
Isabella R

#### Porthcurno

Priya A  
Tressa A  
Isla M  
Cohen R  
Raffy M

#### Sennen

Penny P  
Joshua D  
Thomas L  
Stanley M  
Tegan C

#### Lamorna

Oscar S  
Beth D  
Emma T  
Caleb S

#### Gwithian

Isabelle P  
William J  
Lola F  
Taher A  
Phoebe S  
Harvey W  
Emily K-B

### Class Attendance

This week's attendance hot spot goes to Kynance Cove with 99.7% Well done all.



### Star Writers

This week's 'Star Writers' were awarded with their special stickers in this morning's assembly! Check out their amazing writing on our writing display in the main school corridor.

Lamorna - Mia J  
Prussia Cove - Willow R  
Porthcurno - Ada W

Huge well done children - keep up the fantastic writing! Miss J :-)

### CLASS CERTIFICATES WEEK ENDING 14TH FEBRUARY 2020

Perran	-	Indie C & Bruno N
Prussia Cove	-	Isla A-S & Arthur E
Porthcurno	-	Raffy M & Amy K-B
Sennen	-	Mason T
Kynance Cove	-	Harry B & Corey S
Gwithian	-	William McA & Aedan L
Gwenver	-	Malia W & Poppy D
Lamorna	-	Bertie H & Dan A

### MATHS SHED

Mathstronaut - Emily K-B (Gwithian)  
Top Class - Kynance Cove



### SPELLING SHED

Speller of the Week - Clea S (Prussia Cove)  
Top Class - Prussia Cove



### UNIFORM SHOP

We will be holding a uniform shop in the staffroom from 3 p.m. until 4 p.m. on Wednesday 11th March 2020.



### PHOTOGRAPH

One of our families very kindly sent in some books for our "Book Donations" box and inside one of them was a photograph of a little girl wearing a pink wool roll neck jumper with Father Christmas. If you think this could be yours please see the staff in the office.

### Family Support Drop in sessions

Our very friendly and approachable family support advisor Mrs Sally Sharp will be holding a drop in session on **Thursday 19th March 2 p.m. - 3.30 p.m.** at school.

She can offer advice and support on a whole range of issues that impact on families and children, including parenting strategies and support for the wider family. So if you would like to speak to someone completely confidentially, or perhaps just need a friendly face to listen to you and work with you to give ideas, then please just pop-in!

## PUPIL CONTACT INFORMATION

As you know we moved to the SIMS Parent Lite app for the purpose of complying with GDPR for collecting and managing pupil data from parents. What this means is that unless a parent comes in to request a paper copy of the data (the old data checking sheets) this is the only way we are informed of any changes.

In order to add/amend the information held for your child you will need to register for the app. This is done from an email that has already been sent, so if possible please could you register as soon as possible. If you have already registered, as a number of you have, **please do not go through the process again.**

The app is available on iOS, Android and a browser. The SIMS Parent Lite app provides a convenient and accessible solution for you to electronically review and request changes to the data held on your children.

Hopefully the instructions on the right will assist you with the process.

WE HAVE HAD A COUPLE OF INSTANCES RECENTLY WHEREBY WE HAVE PHONED PARENTS ON THE MOBILE NUMBER/HOME NUMBER ON THEIR CHILD'S RECORD ONLY TO FIND IT HAS BEEN CHANGED. WE CAN'T IMPRESS UPON YOU ENOUGH ABOUT SIGNING UP TO THE APP IN ORDER TO ENABLE YOU TO MAKE SUCH CHANGES.

### Step by Step – Parent and Student Registration

When the parent or student receives their invitation with instructions on how to confirm registration a link and code will be included.



You may want to provide the following instructions to help parents and students with the registration process.

1. Click the link within the email invitation sent by the school. A new browser window will open.
2. Under **Sign In With Account** select the appropriate platform for sign in. This depends upon the type of account the parent/pupil has chosen to use.



3. Enter the user's email address and then click **Next** or **Continue**.
4. Enter the associated password and click **Next** or **Continue**.
5. Enter the **Invitation code** supplied by the school, the **Date of Birth** of the parent or student, and click **Register**.

**Registration**

In order to begin using the system you will have received an invitation code by email. Please enter it and either:

- if you are a **staff** or a **student** then enter your own date of birth,
- if you are a **parent** then enter the date of birth of one of your children at the school.

**Name**

**Signed in with**

**Invitation code**

**Date of birth**

# GOOL PERAN LOWEN!

## ST PIRAN'S DAY CELEBRATIONS

Thursday 5th March


### Menu

**Traditional Steak Pasty  
or Cheese and Onion Pasty**

**Hevva Cake**


**Jacket Potato available on request**

*Pasties were taken down the mines by the adults and children who worked there; the shape and size made them ideal for carrying. It's distinctive D shape with the crust acting as a handle, which was discarded to prevent contaminating the food with grubby, possibly arsenic-laden hands.*




At Proper Cornish we are passionate about quality pastry, filled with great tasting ingredients, made properly in Cornwall for people who love food.

We are passionate and honest about where our ingredients come from. At Proper Cornish, we believe in supporting our local farmers. Our sweetie comes from Kowle, courtesy of Hevva Goldsworthy's family ran farm, our potatoes come from third generation farmer Chris Duxford from Par and our onions are grown by Anthony West of Toppoint. Cornwall grows some of the highest quality produce in the world, so why go anywhere else?

  
**Chartwells**

**ST PIRAN'S DAY CELEBRATION MENU**  
**5TH MARCH 2020**

If your child would like to have a pasty would you please let us know by writing in their homework diary, to give our cook an idea of how many to order.



Thank you