



St Hilary School Newsletter

"The Best we can be"



Issue: 1014

22.05.2020

Tel. 763324, www.st-hilary.eschools.co.uk

What will a return to school look like? The Recovery Curriculum

Now that we have all just about got the hang of this 'online learning malarkey' we begin to think about some children coming back to school. 'When' our children return to school, we will need to think carefully about what school will feel like and what the curriculum that we deliver will be like. It would be wrong for us to assume that children will be ready to jump straight back into the academic side of the curriculum just where they left off. It is likely that there will be a feeling of anxiety and 'loss' amongst the children. Because of this, along with our partner schools, we are beginning to consider what a 'recovery curriculum' will look like.

There has been some really interesting research that has been done on this and it identifies the 5 areas where it is likely that children may currently feel loss: Routine, Structure, Friendship, Opportunity and Freedom.

- Routine: one minute our children were at school and looking forward to their Easter break and then all of a sudden that routine had gone.
- Structure: Children (and many adults) like to know where they are and what comes next. Structure gives us an inherent sense of security. With school closure, infrastructure has been abandoned.
- Friendship: Our children are great friend-makers and that familiar look of a friend's face, their sense of humour or sharing of likes and dislikes is a major factor in a school day. Whilst many have communicated by phone or via social platforms, this does not offer the same depth of interaction.
- Opportunities: Our children are used to having lots of opportunities and many of them lead very busy lives with various activities and clubs both inside and outside of school.
- Freedom: During 'lockdown', our freedom to choose what we did and when disappeared overnight.

Before we can expect our children to be able to learn more and remember more, we must consider how we can support our children with these losses and further strengthen their emotional resilience. This is the time for children to re-engage emotion and connection with their friends.

A major part of our 'Recovery Curriculum' during the first week's back will be for the teachers to co-construct the curriculum with the children. This will need to have their recent experiences in mind and to have a personalised response to the needs of every child - rather than the next stage of the national curriculum. The initial school days will be planned to ensure that our children (and staff) are happy, relaxed and ready to learn at school.



As we begin to develop this, we will work on 5 main areas (or “levers of recovery”):

1. Relationships - We will reach out to greet (they may not return joyfully!)
2. Community - Engage, listen, understand, grow together
3. Metacognition - Explicitly scaffold teaching to grow confidence as a learner
4. Transparent curriculum - Co-construct to show how we can address the gaps
5. Space - To be, to rediscover self-image, concept, esteem and confidence

So, what could this look like? I have asked each of the teachers to consider this, and they have already come up with some great ideas for putting this theory into practice, such as:

- Re-instating class routines with a social distance,
- Re-capping learning through fun quizzes
- Creating reflection books, diaries, journals
- Having colour coded feeling cards for those who find it harder to show their emotions
- Maximise time outside and in the fresh air - being at one with nature!
- Opportunities to talk and express emotions
- Promoting kindness - collections of positive comments and thoughts
- Non-contact greetings which are fun and build on positive relationships

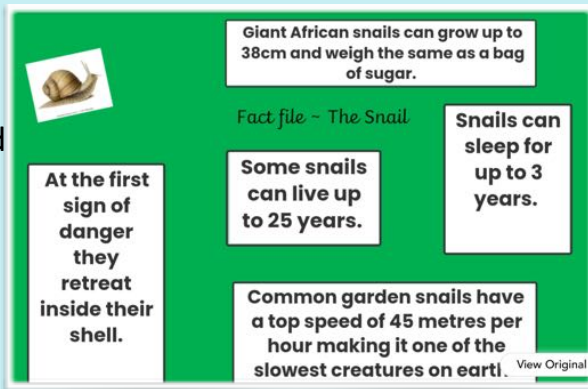
And I think my favourite ‘teacher thought’ so far.....“No pressure, no stress, well-being over everything”.

Thank you to all parents in Years R, 1 and 6 who have let us know if you ‘intend’ to bring your child to school from Monday 8th June - or not. Straight after half term, we will have heard the government’s final decision and will be able to confirm final arrangements. In the meantime, have a great half term break!

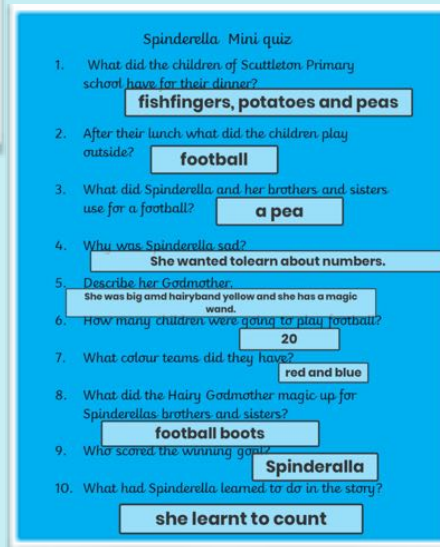
Mrs K Butcher



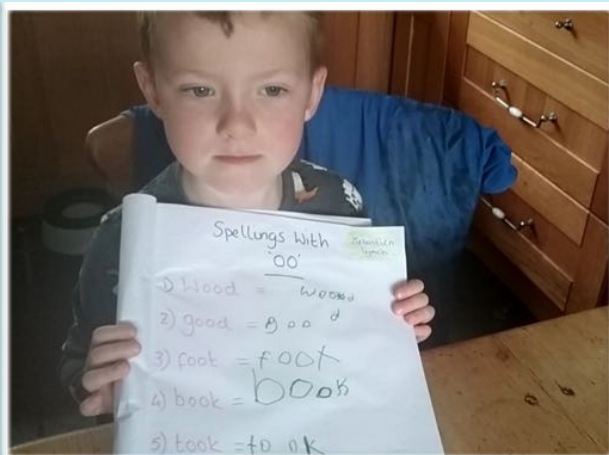
Thomas completed a super snail fact file.



Bruno made a not so miniature garden with his sister!



Olive completed a mini quiz about Spinderella.

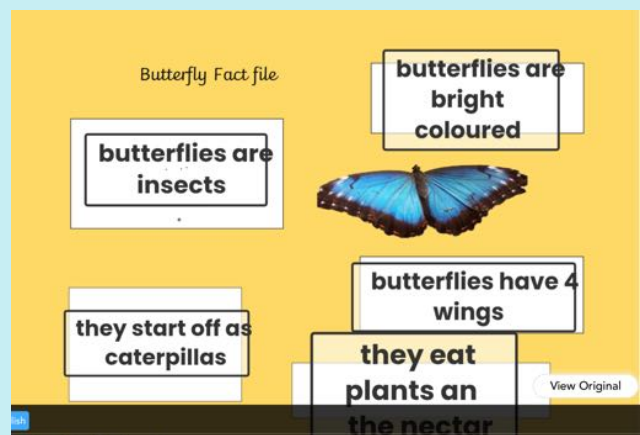


Sebastien showing us his handwriting.



Indie showing her fantastic work with digraphs.

Stanley told me what he liked about the story Spinderella.



Lily-Rose found lots of butterfly facts.





Isaac



This is the Burj Khalifa in Dubai. I visited this last December when on holiday with my family!



Max



It has been a week of wonderful work. There were so many videos of brilliant DT activities. The class also learned about angles and did an amazing job with this too.

What a treat to see so many of your designs being put to the test in the glorious weather.



Jacob



Tiana


YAYAYAYA
AYAYAYAY
YAYAYAYA
YAYAYAYA
YAYAYAYA

LAMORNA'S DT WEEK

Lamorna



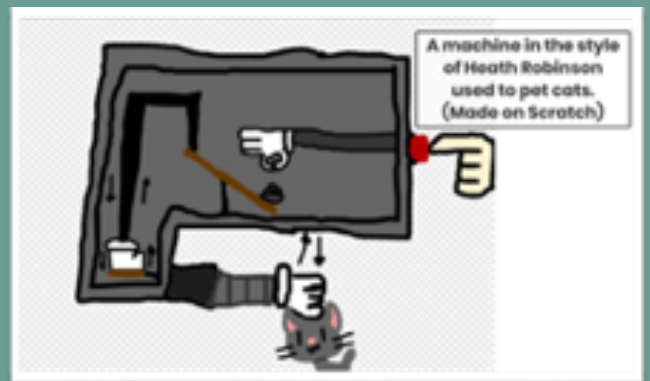
Amazing logos were created for many different products! Here are Emma's, Sonny's and Matt's!



So many amazing Zip lines were built and designed – the videos of these really blew me away! Here is Beth D's that she built with her two brothers!



I have been treated to some awesome musical displays – thanks all brave enough to do this – here is Oscar rocking out!

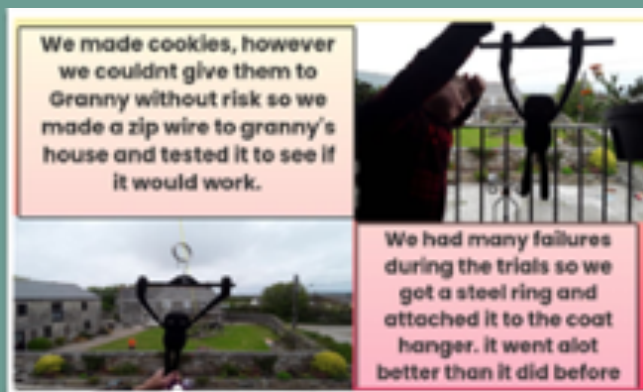


I also had a some fantastically inventive inventions – Bethan's really was ingeneous!



The marble runs have been great to see too and I loved the fact Sam B clearly got to work with the tools to create his!

Caleb's zip wire highlighted how to overcome how social distancing prevents us seeing family and loved ones – what a wonderfully caring piece of ingenuity and design.



LAMORNA HAVE MADE ME PROUD EVERY DAY THIS HALF TERM!

WOW!



The cookery has been incredible and Alfie's beautiful bread looked simply too good to eat!



Sennen



Zip line fun with Jess, Penny and James.



Impressive Meccano bridge building from Tegan and family.



Food Tech Challenge. I made Heavy Cake.

Food tech challenge completed by Rosie.



Stan created a brilliant Pokémon logo.



Beautifully designed portholes from Gracie & Isabella.



Wow! DT week has been incredible in Year 5. We have had so many fantastic creations from zip lines to marble runs, bridges to buffets, diorama displays to moving pictures – the list is endless.

Gwenver



Arthur's shaduf (a hand operated device) was amazingly created out of lego.



'In sport, what would your walk on music be?' task certainly opened up their creativity with Jolie's sensational video.



Jenna was one of the fabulous examples of a diorama that is full of detail.

Early one winter morning outside a modern cabin, the sun was shining and a Farmer began to plant his seeds. The Farmer had planted rows of scrunchie seeds, which would hopefully turn into bright and colourful scrunchie trees. The farmer chose to grow scrunchie trees because he had a young daughter who did gymnastics and loved wearing scrunchies.

Over the next couple of weeks, he and his daughter watered the seeds, and each day they would get bigger and bigger until they had grown fully! He felt so excited he danced with joy and so did his daughter (who couldn't wait to pick the scrunchies in the spring time.)


Ruby's

Later that night, just as the farmer was drifting off to sleep, he heard a loud bang coming from outside, he rushed out of bed to see what it was and could see that an angry storm was occurring. He looked over towards the scrunchie trees and saw that one was broken in half and the others were on the edge of breaking. The farmer felt awful. He didn't want to let his daughter down. He hurried over to try and save the other trees but it was too late they had all snapped and blew away with the wind.

As morning occurred, the farmer and his daughter decided they would replant the seeds and try the cycle again.

After many storm free weeks, the trees had regained their brightness and the scrunchies were ready to be used. The only way to get the scrunchies of the tree was to shake the stem of the tree until all the pretty scrunchies fell to the ground ready for the new ones to grow. The farmer and his daughter shook all the trees until they had every single scrunchie. The daughter felt elated and couldn't wait to share them with all her gymnastics friends and sell some of them on Ebay.

The children wrote their own versions of The Windmill Farmer with stunning efforts from all. Archie and Ruby S wrote fine examples.



Henry and Dom made their bridges using different materials but look at the difference!




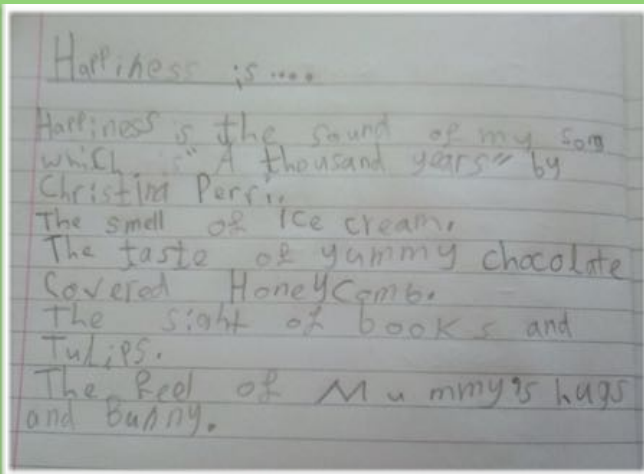
OVERALL, THIS HALF TERM HAS SIMPLY BEEN A DELIGHT AND I AM PROUD OF EVERY SINGLE MEMBER OF GWENVER CLASS – NOW FOR A WELL-EARNED BREAK!






This week Prussia Cove have been writing poems about Rainbows Colours and what makes us happy. Lots of great vocabulary and adjectives have been used!

We have also enjoyed designing and creating for DT week! We have made lots of videos of zipwires, costume design and moving pictures!




Poppy



Kynance Cove

Matt



Dan




Amazing work this week Kynance Cove Class! Such a huge variety and such creativity on show...have a great half-term all. 😊



Sylvester

My boat - we poured water in to the cup to see how much weight it could hold.



Archie

Paper Playground



I really enjoyed making the water clock



Marley


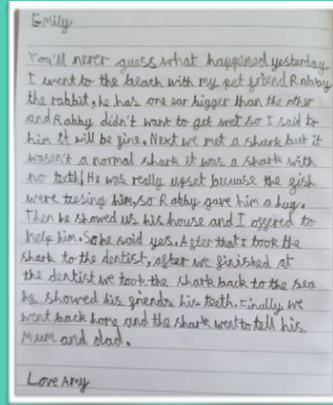
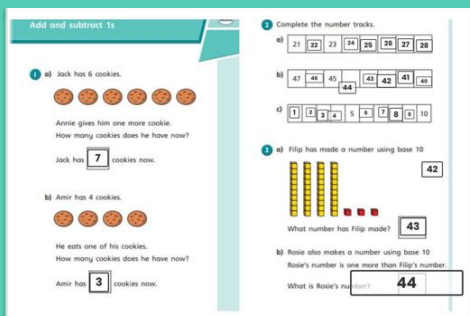





Harriet



Once again Porthcurno Class have completely bowled me over with the quality and creativity of their work this week. Here is a little selection of what we have been up to. Well done everyone, I am super impressed!

Porthcurno





FABULOUS FULL-MARKERS

Gwenver
Savannah G-W
Henry C

Prussia Cove
Florence H
Azalia A

Gwithian
Emily K-B
Zela I

Kynance Cove
Elena K
Corey S

Lamorna
Caleb S

Poppy M
Marley M

Porthcurno
Ada W

Word Count: 38,954,406
Books Read: 3,863

English

Spelling Shed

Speller of the Week

Haiden S (Lamorna)

Class of the Week – Gwenver



MATHS

Maths Shed



Mathstronaut of the Week

Haiden S (Lamorna)

Class of the Week – Gwenver



TTrockstars (Average coins per pupil)

1st – Gwenver – 4,235
2nd – Kynance Cove – 2,466
3rd – Gwenver – 2,072

Highest individual child in each class (amount of coins achieved in 7 days)

Year 2 – Thomas L (Sennen)
Year 3 – Daniel D
Year 4 – Phoebe S
Year 5 – Henry
Year 6 – Alice

Well done to all of our certificate winners this week!
Week Beginning: Monday 18th May 2020

Perran

Sophie S - for great work answering quiz questions about the bad tempered ladybird

Violet S - for finding the definition of words and using them to make interesting sentences.

Prussia Cove

Clea S - for her commentary on each activity through videos and voice recordings. Her enthusiasm and creativity always puts a smile on Mrs Sandow's face!

Chayton C - for working incredibly hard over this week, always doing a little extra and with increased independence!

Porthcurno

Evie L - for producing all of her work brilliantly and completing a fabulous workout.

India M - for completing her work superbly, and always done in such style.

Sennen

Penny P - for an exceptional research project about an iconic Cornish landmark.

Kynance Cove

Josh Turner - for really high-quality work which seems to be getting better and better...keep it up!

Harry Bettens - for always completing work to the best of his ability and working tirelessly for his pen licence...great job Harry!

Gwithian

Millie and Ava C - for working as a terrific twin team to complete their work. They never miss a day and work hard on maths shed too.

Lilla P - for consistently producing amazing art work, and creating super illustrations on her work.

Gwenver

Gethin E - for becoming more independent with increasing accuracy and excellence in all tasks set which is fantastic to see - keep this up!

Ruby B - for showing clear attention to detail in all aspects of her Seesaw journal and for creating a beautiful rainbow lollipop tree which complemented her sterling English work.

Lamorna

Oscar S - for mature, resilient, determined and high quality work above and beyond all expectations in all areas!

Alfie H-D - for stunningly creative, mature, meticulously planned and presented work - awesome home-learning!



FREE SCHOOL MEALS

So many families will currently be affected by a sudden loss or drop in income. If your financial circumstances have changed, have you considered if you might be eligible for free school meals?

During this time, families of children who are eligible are currently receiving shopping vouchers each week to the value of the usual lunches.

Free school meals are an entitlement for any family who receives:

- Universal Credit with net ("take Home") income not exceeding £7,400 (£616.67 per month)
- Income Support (IS)
- Job Seekers' Allowance (Income-based)
- Income Related Employment and Support Allowance
- Support under Part 6 of the Immigration and Asylum Act 1999
- The guarantee element of Pension Credit
- Child Tax Credit, provided you are not also entitled to Working Tax Credit and have an annual gross income of no more than £16,190, as assessed by HMRC
- Working Tax Credit run-on - paid for 4 weeks after you stop qualifying for Working Tax Credit

If you think that you may be eligible and wish to apply the form can be downloaded from the bottom of the page here: https://st-hilary.eschools.co.uk/website/school_meals/129968 or search 'Free School Meals' on our website: www.st-hilary.eschools.co.uk/website

If you need any help filling it in, or haven't got a printer and would like a copy to be sent to you then please do not hesitate to contact me on head@st-hilary.cornwall.sch.uk



Staff contact details:

Headteacher: Kelley Butcher- head@st-hilary.cornwall.sch.uk

Deputy Headteacher, Year 6: Rob Hamshar- robhamshar@st-hilary.cornwall.sch.uk

Year 5: Ashley Larter- ashleylarter@st-hilary.cornwall.sch.uk

Year 4: Nicky Davies- nickydavies@st-hilary.cornwall.sch.uk

Year 3: Kerenza Jelbert- kjelbert@st-hilary.cornwall.sch.uk

Year 2: Kate Ellis- kateellis@st-hilary.cornwall.sch.uk

Year 2: Sarah Worsey- sarahworsey@st-hilary.cornwall.sch.uk

Year 1/ Reception: Jude Gardner- judegardner@st-hilary.cornwall.sch.uk

Year 1/ Reception: Cath Sandow- cathsandow@st-hilary.cornwall.sch.uk

Special Educational needs: Michelle Brant- michellebrant@st-hilary.cornwall.sch.uk

Finance: Viv Laity- vivlaity@st-hilary.cornwall.sch.uk

Secretary: Dot Whipp- secretary@st-hilary.cornwall.sch.uk



Have a lovely
half-term ☀️
Seesaw lessons
will resume on
Tuesday 2nd
June 🌳😊🌺🌈