



# St Hilary School Newsletter



"the best we can be"

Issue: 1037

22.01.2021

Tel. 763324, [www.st-hilary.eschools.co.uk](http://www.st-hilary.eschools.co.uk)



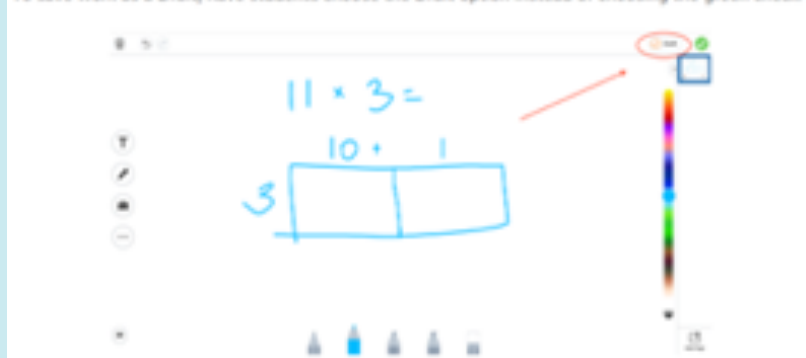
After last week's newsletter item and the 'Getting Families Started' PDF that I emailed to parents last week, we hope that remote learning is becoming easier to organise and facilitate for your child. We acknowledge that everyone's situation at home is completely different and therefore trying to keep up to date isn't always easy. With that in mind, we'd like to share some hints and tips with you which may come in handy over the coming weeks.

|  |   |
|--|---|
|  Home   | <b>The Home tab</b> shows all of your child's or children's posts from the last 60 days                                       |
|  Journals   | <b>The Journals tab</b> allows you to view all posts by child or class  |
|  Like  Comment | <b>Like or comment on any post</b> in the Home or Journal tabs. Leave an audio comment by clicking the microphone icon        |
|  Inbox  | <b>The Inbox tab</b> is where you receive announcements and message the teacher one-on-one (Group messages are not available) |

Did you know that you can download the Seesaw app and log on as a parent? This is a really good way of accessing your child's learning and interact with what they are producing. You can even give likes and comments, much like social media platforms. You should have received an invitation via email from school already but it's not too late to request this in order to sign up. Simply email your class teacher and they will happily connect you with your child's journal. Once you've done this, the icons below may be helpful.

When a child logs on, they should see their journal on the left hand side. This is a portfolio of their hard work. On the right hand side of the screen, they should see three drop down tabs: 'To Do' (which shows all the tasks children need to complete); Draft (Where work has been sent back to the child in order to edit/improve or where a child can access work they've not finished yet – see more below!) and 'Archived' (this is where tasks go once the teacher believes it has been completed by the majority of the class – please note that their own work can still be found in their journal!)

To save work as a Draft, have students choose the Draft option instead of choosing the green check:



## Draft button

This is a really useful tool if you want your child to start a task but don't have time to complete it. Simply press the orange 'Draft' button and finish it at a later date. This also means work won't be lost in case of any technology problems! Just don't forget to send it in at some point.

continued.....



Here are some general hints and tips which we feel would be really useful for you (and us!)

- To respond to tasks, press 'Add response'. Questions, templates and activities can be found. Once your child has done their task, teachers can see this in a number of ways and it's easier to respond to. If the child uploads work to their journal instead of responding directly to the task, it is more challenging to keep a track of. However, children are free to add items to their journal and can often click on the folders icon to select which subject the item is linked to.
- Press the three dots (bottom right hand corner of any task) to edit work. Avoid pressing 'copy and edit' as it duplicates work and therefore increases staff workload. It also makes it look like your child hasn't completed the work correctly.
- Once a child has completed a piece of work, please **send it immediately** rather than wait until all tasks are completed and send them at the end of the day. This will help teachers give timely feedback and plan for the next day's learning with more accuracy.
- For some reason, recent messages sent by teachers are usually at the bottom of the announcements tab so scroll to the very bottom to keep up-to-date (if your browser/app doesn't do this automatically for you!)

As always, if you have any problems with how to work Seesaw and need a friendly 'walk through' or advice, PLEASE don't hesitate to get in contact with your class teacher or myself – we'd be happy to help.

Thank you for your continued support – here's to celebrating the children's efforts and continuing to grow and improve our remote learning offer.

Ashley Larter (ashleylarter@st-hilary.cornwall.sch.uk)

Interim Deputy Head

### **COVID-19 SYMPTOMS ADVICE**

#### **My child has symptoms – what should I do?**

##### **Advice on what you should do if your child develops symptoms.**

If anyone in your home becomes unwell with a new and persistent cough or a high temperature, or has a loss of, or change in, their normal sense of taste or smell, they must stay at home and follow '[stay at home: guidance for households with possible or confirmed coronavirus \(COVID-19\) infection](#)', which sets out that they should self-isolate for at least 10 days and should [arrange to have a test](#) to see if they have coronavirus (COVID-19).

If they have tested positive whilst not experiencing symptoms but develop symptoms during the isolation period, they should restart the 10-day isolation period from the day they develop symptoms. Other members of their household (including any siblings) should self-isolate for 10 days from when the symptomatic person first had symptoms.

If your child develops symptoms at home, you must get them tested and continue to keep your school informed. Parents should call the school of their children to inform them of the reason for their child/children's absence.

Your child should not attend any other out of school provision, childcare, activity groups or clubs during this time.

### **MONDAY'S SCHEDULED TRAINING DAY**

In view of the current circumstances, school is not closing on Monday 25th January for the planned Training Day.

We apologise for the late notice.

One of our Year 6 pupils is undertaking a marathon cycle ride. It is going to be a challenge for her, but her determination is unwavering, as she is doing it to raise money for a local club.

This is what her mum has written:

I thought you might be interested in supporting this GoFundMe, [https://www.gofundme.com/f/rubys-marathon-cycle?utm\\_medium=email&utm\\_source=customer&utm\\_campaign=p\\_nacp+share-sheet&rcid=737a59d62cd04090a00cd2cb580710dc](https://www.gofundme.com/f/rubys-marathon-cycle?utm_medium=email&utm_source=customer&utm_campaign=p_nacp+share-sheet&rcid=737a59d62cd04090a00cd2cb580710dc)

Even a small donation could help Kaleigh Symons reach their fundraising goal. And if you can't make a donation, it would be great if you could share the fundraiser to help spread the word.

Thanks for taking a look!



# Perran

George

Grace

This week we have been extremely busy. We have been looking at place value up to 20 in Maths, we have had

Geronimo the penguin who thought he could Fly in English and lots of work around speech bubbles and inverted commas. In art we have looked at hot and cold colours and made some fantastic collages using hot and cold colours. We had PE with Mrs G

exercising and making our own exercise routine to our favourite music. We have looked at google maps and drawn our route to school from home from a birds eye view. In Geography we are becoming weather forecasters and have designed our own weather symbols so we can look at the weather every day and record it!

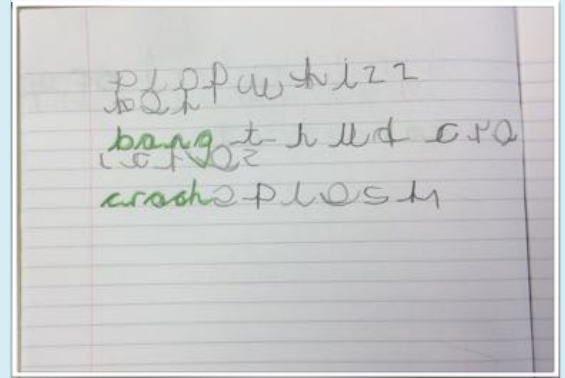
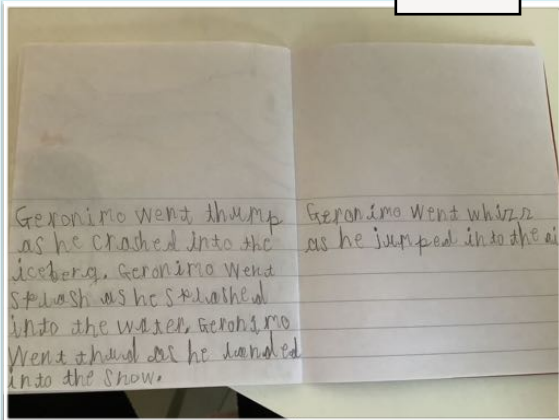
By the time you read this we should have had our zoom sessions where the children were all told to wear a fancy hat!

I must say I have been blown away by all the children who have all tried their best in everything they have done. I am so proud of their efforts and of the work that they have produced, and have put some photos of what I have been receiving every day below.


My thanks must go to all the parents who have helped their children to complete activities, and then upload them onto seesaw.

You are ALL doing a fabulous job, thank you!

Bertie



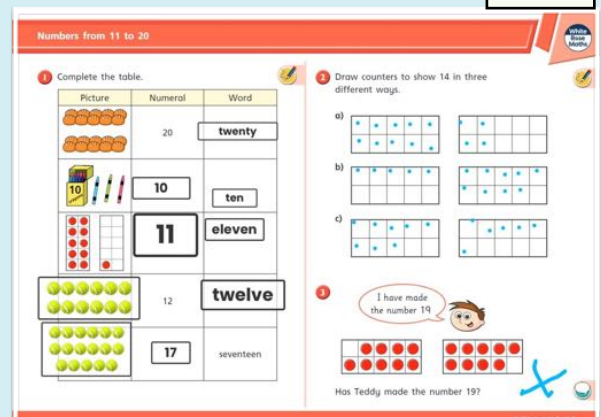
Sophia



Edie



Wif







Lexi

Gwithian class are blasting through our project. They have made fact files about Mount Vesuvius, created pictures of volcanoes and have been learning about the structure of the world. The work has been wonderful, and an absolute pleasure to see coming in.




Matt



Dan



Elena's fact file




Archie's fact file



Harry's fact file



Marley made a model of the structure of the world.



YAYAYAYA  
YAYAYAYA  
YAYAYAYA  
YAYAYAYA  
YAYAYAYA

# Lamorna



Over the past week, the children have continued to work hard on everything we have chucked at them!

We have been reading more Greek myths, with children retelling them using storyboards and they have created their own mythical creatures with high-quality descriptions (more to show next week!)


The class have put their heart and souls into finishing their fractions unit and have had lessons in art, history, French & P.E. You've made me a very proud teacher Team Lamorna – keep it up!

Pictures: Alfie and Gethin's Minotaur drawings, Dom and Jenna's Storyboards, Amelia's SPaG activity and Ruby B's great history presentation.

Gethin



Dom



Amelia



Jenna



Ruby



Sennen have kicked off our new topic, 'Where will our journey take us?' by exploring the beautiful picture book 'Journey' by Aaron Becker and have created their own dialogue for the characters using speech bubbles and inverted commas.

Use the synonyms below or use your own to write your own conversations between the girl and her family, including accurate speech punctuation.

| Synonyms for 'said' |                       |
|---------------------|-----------------------|
| For the girl        | For the girl's family |
| asked               | replied               |
| pleaded             | answered              |
| begged              | muttered              |
| whispered           | snapped               |
| sighed              | complained            |

Dad, will you come and help me with my kite?

girl

Sorry Anna, I've got to get this report finished. Go and ask your sister.

Dad

"Dad, can you go outside and play with me?" begged Anna as she pulled on his chair.

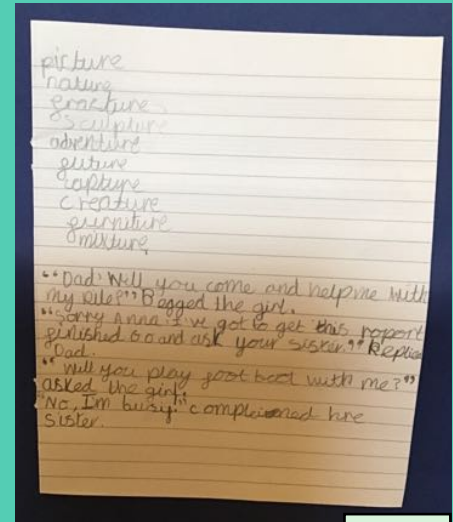
girl

"No Anna I've got to go shopping with your cousin as I can't," answered dad as he went to get the bags. Oh and ask your sister.

dad

Jessie

In maths the children have continued their work on multiplication, showing us their super timetable knowledge! Our art project has looked at land artist Richard Long and I am sure you will agree that the children have created superb circle sculptures, Richard Long would be so impressed! Well done guys, we are so proud of you! Keep up the hard work and enthusiasm.



Stella

Evie

Make equal groups - sharing

Annie has 12 apples.

She shares them equally into 2 boxes.

Show how Annie shares the apples equally.

Complete the sentences.

There are 12 apples.

There are 2 boxes.

There are 6 apples in each box.

Take 20 items.

a) Share them into 2 equal groups. Complete the sentences.

There are 20 items.

There are 2 groups.

There are 10 items in each group.

b) Share the items into 5 equal groups. Complete the sentences.

There are 20 items.

There are 5 groups.

There are 4 items in each group.

c) You can share 20 into other equal groups. Is this true? yes groups = 4 items in each group = 5

How do you know?

Mason



Eva is putting 24 pencils into pots.

She puts 2 pencils into each pot. How many pots does Eva need?

$24 \div 2 = 12$

Eva needs 12 pots.

With 40 counters you can only make equal groups of 4 and 10.

Is Ron correct? no

Use counters to show how you know.

James

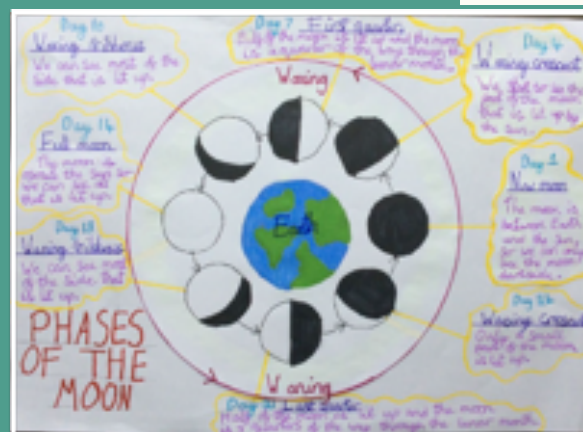

Isabella

Caidan

Stan




Chloe



This week Year 5 have been amazing us with their creativity and individual innovation. Continuing with our space themed topic, the pupils have been learning about life on the International Space Station.

They have created timelines of the history of the ISS, learned about daily life of astronauts and interviewed astronauts (with some incredible cameos from family members!!). They are now using all of this preparation to create their own newspaper reports, so watch this space next week for some of their incredible writing!

Pixie



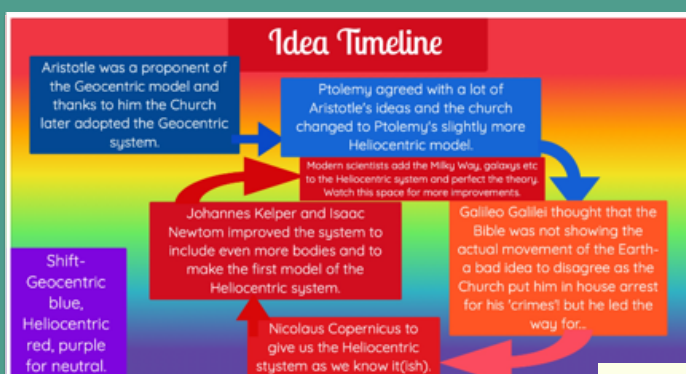

Isaac

Moving on from the ISS, in science we have been learning about the movement of the planets and the phases of the moon. The creativity and individuality of the presentations of learning have been exceptional and it has been amazing to see the pupils showing their individual styles and ideas.

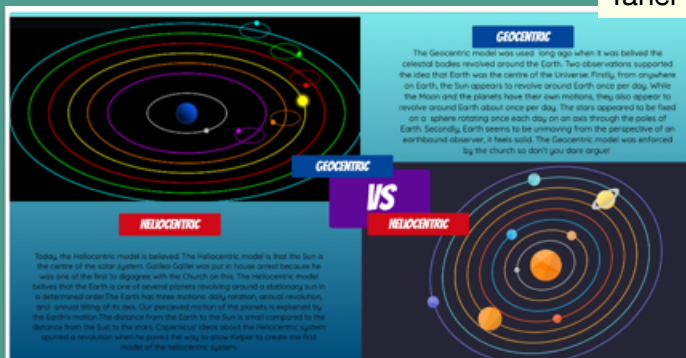
In maths, we have now moved on from multiplication and division and on to fractions. Mrs Ballard and I have been overwhelmed by level of work and understanding so far!

Keep it up team Gwenver!

Rosie



Taher






Savana



This week in English we have been reading the story of 'Geronimo, the penguin who thought he could fly!' The children have been writing amazing speech bubbles and learning to use inverted commas to show that a character is talking.

Isabelle



Charlie

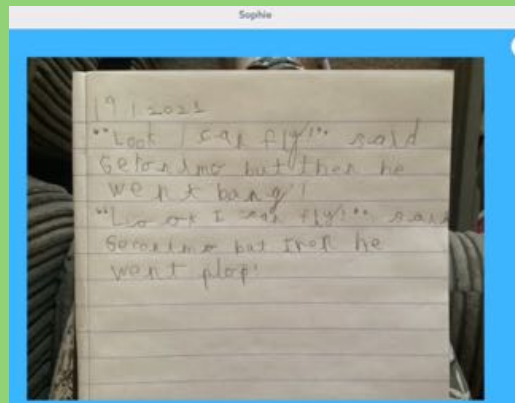


Joshua



We have created bright, bold and colourful weather symbols in Science to predict the weather this week and we are performing our own weather forecast too!

Sophie




Charlie



In geography we looked at maps and have used symbols again, to draw birds' eye views of our journey from home to school. The results have been amazing!

Finally in art we have designed hot and cold collages, looking at warm and cool colours.

Savana



Arthur



It has been a busy week with maths and phonics too, and the children have blown us away with the quality of their work.

Well done team, you are superstars!





## Wildebeest migration

Raffy



My class are making it incredibly difficult to choose work to go into the newsletter each week. The end of last week saw work completed on animal migration as part of our 'Journeys' theme. Moritz and Raffy's work shows the quality of the work produced...amazing!

# Kynance Cove



Priya



Moritz

Mrs Eddy introduced the class to the journey of a river using the music of Smetana. Priya produced beautiful artwork as a response.

Type or upload a clear photo of your writing here. Write for 15 minutes and then edit for 5 (spellings - 'do they look right?', capital letters, your word choices, full-stops, ...)

The sea was rough and the waves were big and crashing over our boat. We row like we were in the sea for days. When the sun rose it was less scary and they rowed happy.

Oliver

We also wrote about a journey with a boat as a boat. The children's writing was extremely creative; Oliver's work shows his fabulous work! This week we have still been looking at journeys in English, moved on to division in maths and have looked at the artwork of Richard Long.

Amy K-B

My Richard Long inspired circle



Amy, Charlie and Loveday's pieces of artwork show just a sample of how incredible their imitations were!

Can you create 2 arrays for this multiplication using items found in your home?

$$6 \times 5 =$$



Evie

Great job Kynance Cove Class – you're doing amazingly well!

Miss J 😊



1 painted

Loveday




Charlie



## Room on the Broom Reading Journal



THIS PLACE




Thomas

# Porthcurno


## Porthcurno Class Weekly Round Up

Another very successful week for Porthcurno Class's Seesaw Adventure. In English we have focused on the very popular 'Room on the Broom' by Julia Donaldson, an author we are studying this term. The children have created front covers for their book, mapped out the Witch's journey, completed reading comprehensions, hot seated the Dragon and Witch, written about particular scenes, extended the story and concluded with a book review.



Azalia

Harry




In Maths we have continued with Multiplication focusing on our 5x table and developing our problem solving skills through Emoji Challenges and worded problems.

Our Foundation Subjects this week have included; Science, investigating the best materials and structure formation to build a bridge that can hold weight successfully. It is very evident that we have lots of budding Engineers!




Flynn

Chayton



Music, we focused on rhythm and pulse with the help of 'The Funky Elephant Song' and Gareth Malone. P.E. Let's get active with Tabata, Cosmic 'Alice in Wonderland' Yoga and outside exercise. P.S.H.E. we have been discussing lots about emotions and feelings on Zoom. Art work inspired by 'Notan' ~ a Japanese term used to express light-dark as an element of design, positive and negative.

History, creating Victorian Timelines (there have been some absolutely amazing and creative ways to present these... very impressive!). Well I am exhausted just thinking about all of this... a phenomenal week everyone have a splendid weekend – Stay Safe!



Neve



Erin



Victorian Timeline

Florence

Willow



A Victorian Timeline







## FABULOUS FULL MARKERS

### Kynance Cove

Moritz F

Jess H

Ben M

### Gwithian

Matthew A

Harry B

Tom M

### Gwenver

Jessica R

Phoebe S

Callum T

Hana V

### Lamorna

Monty C

Poppy Dav

Poppy Dou

Noah E-R

# English

## Spelling Shed

### Speller of the week

Archie J (Lamorna)

### Class of the week

Lamorna



# MATHS

## Maths Shed



### Mathstronaut of the week

Bella (Sennen)

### Class of the week

Lamorna



### TTRockstars Class Champions:

Year 2 - Shiloh T

Year 3 - Amelia E

Year 4 - Harry B

Year 5 - Phoebe S

Year 6 - Charlie T

### Average coins per person in class:

1st - Lamorna (11,549)

2nd - Gwenver (2,369)

3rd - Gwithian (1,848)

A slight change in the minor places so well done guys. Fabulous to see Kynance Cove class with the highest % of players being active with 57% with Sennen with 52%.

Have fun! Mr L

## Well done to all of our certificate winners this week!

Certificate Winners - Week Beginning 18th January 2021

### Perran

Alba B - for super work in all subjects this week completed with fabulous enthusiasm  
Magnus F - for reading every day on Seesaw to me. You are doing a brilliant job Magnus!



### Prussia Cove

Harrison C - for working his socks off this week and showing great determination and progress when completing his activities.  
Paige G - for working incredibly hard, producing superb illustrations and neat handwriting.

### Porthcurno

Neve B - for building an amazing suspension bridge, playing her Bambajam xylophone and producing work which is of outstanding quality. Super impressive!  
Harry E - for producing high quality work, accepting every challenge and completing gold in his 6 x table on Zoom all with an excellent learning attitude!

### Sennen

Evie A - For working incredibly hard in her Seesaw work and showing a fantastic attitude to learning.  
Archie E - For completing all tasks to a high standard and for showcasing his superb creativity in this weeks art project.

### Kynance Cove

Marley S - for amazing resilience whilst sharing his learning about animal migration (managing to ignore what was happening in the background)  
Tressa A - for producing outstanding pieces of work for every task and demonstrating 'Excellence' perfectly!

### Gwithian

Archie D - for always completing his Seesaw promptly and to a high standard.  
Zara S - for working well on Seesaw and being a great conversationalist on Zoom.

### Gwenver

Pixie F - for her outstanding ISS timeline! Beautiful use of colour, creativity and presentation. Out of this world work Pixie!  
Jacob S - for his resilience and determination in this week's PE throwing challenge! Outstanding commitment to improving your accuracy Jacob!

### Lamorna

Noah E-R - for attacking every Seesaw task with enthusiasm, resilience and endurance producing outstanding quality learning.  
Poppy D - for always trying hard with her learning even when her dog, Bobby, tries to interfere in P.E! Keep it up.



## FREE SCHOOL MEALS

So many families will currently be affected by a sudden loss or drop in income. If your financial circumstances have

changed, have you considered if you might be eligible for free school meals? During this time, families of children who are eligible are currently receiving fortnightly meals provided by Chartwells to the value of the usual lunches.

Free school meals are an entitlement for any family who receives:

- Universal Credit - Your household income not exceeding £7,400 per year (after tax and not including any benefits you get) assessed by earnings from up to three of your most recent assessment periods.
- Income Support (IS)
- Job Seekers' Allowance (Income-based) and equal based Job Seekers Allowance
- Income Related Employment and Support Allowance (ESA-IR) and equal based Employment and Support Allowance
- Immigration and Asylum Act 1999 (IAA) Support
- Guarantee Element of Pension Credit (GPC)
- Child Tax Credit (CTC) with an annual income of less than £16,190
- Working Tax Credit run-on - paid for 4 weeks after you stop qualifying for Working Tax Credit

If you think that you may be eligible and wish to apply, the form can be downloaded from the bottom of the page from this link: [https://st-hilary.eschools.co.uk/website/school\\_meals/129968](https://st-hilary.eschools.co.uk/website/school_meals/129968) or search 'Free School Meals' on our website: [www.st-hilary.eschools.co.uk/website](http://www.st-hilary.eschools.co.uk/website) or follow this link to the Cornwall Council site and complete the form online <https://www.cornwall.gov.uk/education-and-learning/>

## Staff contact details:

Headteacher: Rob Hamshar - [head@st-hilary.cornwall.sch.uk](mailto:head@st-hilary.cornwall.sch.uk)

Year 6: Ashley Larter (Deputy Headteacher) - [ashleylarter@st-hilary.cornwall.sch.uk](mailto:ashleylarter@st-hilary.cornwall.sch.uk)

Year 5: Emma Reynolds - [emmareynolds@st-hilary.cornwall.sch.uk](mailto:emmareynolds@st-hilary.cornwall.sch.uk)

Year 4: Nicky Davies - [nickydavies@st-hilary.cornwall.sch.uk](mailto:nickydavies@st-hilary.cornwall.sch.uk)

Year 3 (Kynance): Kerenza Jelbert - [kjelbert@st-hilary.cornwall.sch.uk](mailto:kjelbert@st-hilary.cornwall.sch.uk)

Year 3 (Sennen): Sarah Worsey - [sarahworsey@st-hilary.cornwall.sch.uk](mailto:sarahworsey@st-hilary.cornwall.sch.uk)

Year 2: Kate Ellis - [kateellis@st-hilary.cornwall.sch.uk](mailto:kateellis@st-hilary.cornwall.sch.uk)

Year 1/ Reception: Jude Gardner - [judegardner@st-hilary.cornwall.sch.uk](mailto:judegardner@st-hilary.cornwall.sch.uk)

Year 1/ Reception: Cath Sandow - [cathsandow@st-hilary.cornwall.sch.uk](mailto:cathsandow@st-hilary.cornwall.sch.uk)

Special Educational Needs: Michelle Brant - [michellebrant@st-hilary.cornwall.sch.uk](mailto:michellebrant@st-hilary.cornwall.sch.uk)

Finance: Charlotte Fraser - [cfraser@st-hilary.cornwall.sch.uk](mailto:cfraser@st-hilary.cornwall.sch.uk)

Viv Laity - [vivlaity@st-hilary.cornwall.sch.uk](mailto:vivlaity@st-hilary.cornwall.sch.uk)

Secretary: Dot Whipp - [secretary@st-hilary.cornwall.sch.uk](mailto:secretary@st-hilary.cornwall.sch.uk)

